

MEDICAL PHYSICS WORLD


Bulletin of the International Organization for Medical Physics

Adhering National Organizations 1996

Algeria • Argentina • Australia • Austria • Belgium • Brazil • Bulgaria • Canada • Colombia • Cuba • Cyprus • Denmark • Estonia • Finland
 France • Germany • Ghana • Greece • Hong Kong • Hungary • Georgia • India • Indonesia • Iran • Ireland • Israel • Italy • Japan
 Jordan • Korea • Lithuania • Malaysia • Mexico • Moldova • Netherlands • New Zealand • Nigeria • Norway • Pakistan • Panama
 People's Republic of China • Republic of the Philippines • Poland • Romania • Russia • Slovenia • South Africa • Spain • Sri Lanka • Sudan
 Sweden • Switzerland • Tanzania • Thailand • Trinidad & Tobago • Turkey • Ukraine • United Kingdom • United States of America
 Venezuela • Zambia • Zimbabwe

President's Message

Dear Fellow Member of IOMP,



This President's Message is being written on 1 April, All Fools' Day, which may have some symbolic significance! Have you ever felt that you were a fool to take on a task which is proving even more difficult than you anticipated — like the Presidency of IOMP! So let us recapitulate the problems with a plea for any help you can provide.

Dr. Murthy, Chairman of our Developing Countries Committee and Professor Suntharalingam, Chairman of IOMP Education and Training Committee, are doing a splendid job, working valiantly on behalf of our members. They have identified some needs for Training

Courses to which we have responded as positively as we can within our still limited resources. In addition, Dr. Murthy is pursuing the transfer of equipment, which can pose special difficulties logistically. Of vital importance are the following:

1. Proposals for Training Courses in Developing Countries during the next 3 years.
2. Proposals for training abroad of individual Medical Physicists working in Developing Countries, commended by their employing organization, accompanied by a Curriculum Vitae and a written justification setting the reasons why such training is required. Again, the next 3 years should be considered.

In these cases, forward planning is essential so that various potential sources of funding can be pursued to supplement the modest support that can be provided from IOMP resources. It has also become clear that the best hope of attracting external support is for specific projects, such as courses, or for individual Fellowships/Scholarships. Hopefully, we can identify matching lists of needs for training with Medical Physics Departments able to offer training and then make SPECIFIC proposals to potential sponsors which may be received positively. Even then, we have not found a Money Tree which can be shaken to release funding quickly or automatically.

Is there no need for such courses or individual training? The advice of Presidents of National Societies is essential and their prompt response to Dr. Murthy and to Professor Suntharalingam, (ideally with copies to the Secretary General and myself) is urgent. If your Officers do not know of specific needs, we cannot forward plan assistance. Is anybody out there? Please help.

3. Completion of the Proforma on the Status of Medical Physicists included in the previous issue of *Medical Physics World* and its return to Dr. Murthy are also vital and urgent. Our submission on this subject to the International Labour Office (ILO) is evidently in a queue of other pressing work there. I have again contacted the ILO in Geneva to try to

(Continued on page 2)

Table of Contents

Presidents Message	1
Vice-President's Report	2
Officers of the IOMP/Council ...	2
Secretary-General's Report	4
IOMP Libraries Program	
Report	6
IOMP/AAPM Libraries	6
Request For Support	
International Scientific	
Exchange Program — The	
Physics of Radiation Therapy	
Rabat, Morocco	8
Equipment Available For	
Donation	8
Report of the German Society	
For Medical Physics	8
International Organization	
For Medical Physics	
Corporate Affiliates, 1996	9
Calendar of Events	9
IUPESM President's Report	10
Report from the Iran	
Association of	
Medical Physics	12
Present Status of	
Chinese Society of	
Medical Physics	12
Report from Association of	
Medical Physics of	
Ukraine	14
Report from the	
South African	
Medical Physics Society	15

Special Insert —
 Advertising Rates/
 Order Form Middle Section

Vice-President's Report

We are now only about one year away from our next World Congress on Medical Physics, so now is a good time to start making plans for your participation. Nice is known as the pearl of the Cote d'Azur in the French Riviera. In September it should be stunning. Our colleagues in France and their various Committees are planning a superb Congress. Join us for a stimulating week of science and companionship, with a little relaxation thrown in. This will be an opportunity to make new friends and renew old, and to present your new ideas and hear about those of others.

Talking about new friends, let me congratulate three new countries who have just been elected to Membership: Lithuania, Zambia, and Georgia. Welcome to the IOMP. We now have 62 Affiliated National Organizations as Members and six Regional Liaison Groups, with a total of over 12,000 individual members. With such a large and diverse society, intercommunication is becoming increasingly important and I feel that now is the time for us to take advantage of the World Wide Web to speed up communications. I know that we have many computer whizzes amongst our membership. Would anyone like to volunteer to help to establish and maintain an IOMP Home Page on the WWW? As I envisage it, our Home Page would supplement *Medical Physics World*. Some of the articles from *MPW* could be included in the Home Page, especially if they would benefit from rapid communication but, more importantly, it would provide a vehicle for rapid communication between medical physicists worldwide. I urge anyone interested in becoming our WWW Home Page Editor to contact me as soon as possible (see my e-mail address on page 2). It would be great if we could establish this in time for our World Congress.

Please keep in touch. As our President says in his Message in this issue, we can only serve your needs if we know what your needs are.

Colin G. Orton, Ph.D.
Vice-President, IOMP

(Continued from page 1)

expedite progress, which even under ideal conditions will not be rapid. Given the evidence from yourselves, as members of IOMP, I can present it to the International Labour Office to emphasize the urgency for positive action. Please respond as soon as possible if you have not already done so, ideally through your National Society.

The role of our Regional Chairmen is obviously crucial in underpinning this work. Please advise them of needs also so there can be as much coordination as possible to give added strength in our quest for funding.

As reported previously, about 1 year ago, I wrote individually to the President of each National Society in our member countries asking them to identify their needs or what assistance they could offer to others (as well as IOMP). Only 5 responses were received, which is almost as disappointing as the few positive responses to the 143 letters sent to companies seeking their financial support! Nevertheless, in keeping with my pledge when I became President to spare no effort on behalf of IOMP, I shall try again but with new potential sponsors and new (?) Presidents of National Societies.

At this half way point of my Presidency, I wish to record my deep appreciation of support and encouragement from our Officers, Treasurer, Chairmen and other members, including the Editor of *Medical Physics World* who patiently reminds me when this Message is due. The second half can have positive outcomes only with your support.

Keith Boddy, D.Sc.
President, IOMP

Officers of the IOMP/Council

President

Keith Boddy, Ph.D., D.Sc., OBE, FRSE, Prof.
Regional Medical Physics Department
Newcastle General Hospital
Westgate Road
Newcastle upon Tyne NE4 6BE, United Kingdom
Tel: 91 273 8811, Ext. 22513, Fax: 91 226 0970

Vice President

Colin G. Orton, Ph.D., Prof.
Gershenson Radiation Oncology Center
Harper Hospital and Wayne State University
3990 John R Street
Detroit, MI 48201, U.S.A.
Tel: (313) 745-2489, Fax: (313) 745-2314
E-mail: ortonc@kci.wayne.edu

Secretary-General

Hans Svensson, Ph.D., D.Sc., Prof.
Radiation Physics Department
University Hospital
90185 Umea
Sweden
Tel: (46) 90-103891, Fax: (46) 90-101588

Past President

Udipi Madhvanath, Ph.D.
Sri Vaishnavi 13, IIIrd East Street
Kamaraj Nagar, Thiruvanniyur,
Madras-600 041, India
Tel: 91-44-4910665, Fax: 91-44-491081

Editorial Board

Azam Niroomand-Rad, Ph.D., Editor
Department of Radiation Medicine
Lower Level Bles Building
Georgetown University Medical School
3800 Reservoir Road, N.W.
Washington, D.C. 20007, U.S.A.
Tel: (202) 784-3334, Fax: (202) 784-3323
I: azam@gamma.rip.georgetown.edu

Ali Meigooni, Ph.D., Advertising Liaison
Department of Radiation Medicine
The University of Kentucky
800 Rose Street
Lexington, KY 40536-0084, U.S.A.
Tel: (606) 323-1144, Fax: (606) 257-4931
I: alimeig@pop.uky.edu

Geoffrey S. Ibbott, Ph.D., Calendar of
Events Editor
Department of Radiation Medicine
The University of Kentucky
800 Rose Street
Lexington, KY 40536-0084, U.S.A.
Tel: (606) 323-1144, Fax: (606) 257-4931
I: ibbott@pop.uky.edu


Rodica Alecu, Ph.D., Correspondence Liaison
Department of Radiation Oncology
Grace Hospital
6071 W. Outer Drive
Detroit, MI 48235, U.S.A.
Tel: (313) 966-4302, Fax: (313) 966-4301

Treasurer

Ann Dixon-Brown
Medical Physics Department
Oxford Radcliffe Hospital NHS Trust
The Churchill
Headington, Oxford OX3 7LJ United Kingdom
Tel: + 44 1865 225448, Fax: + 44 1865 225443

IOMP correspondence should be addressed to Dr. Keith Boddy and Dr. Hans Svensson. Advertising Information should be addressed to Dr. Ali Meigooni. Events Information should be Addressed to Dr. Geoffrey Ibbott. Medical Physics World correspondence should be addressed to Dr. Azam Niroomand-Rad or Dr. Rodica Alecu.

THE STYRO-FORMER®



A SOLID INVESTMENT. WITH HIDDEN ASSETS.

An important reason so many radiotherapists depend on the Styro-former is its solidity – in reputation, performance and manufacturer's support.


Huestis, which introduced the original Styro-former in 1975, has continually improved it, adding features like the Power Lift and Auto Boost, which are always available as retrofits.

Complementing the Styro-former is a very affordable array of accessories, supplies and equipment, available conveniently and quickly – often overnight – simply by phoning us, toll-free.


Alloy #158 or cadmium-free Alloy #203 . . . high density, fine grain foam blocks . . . cooling trays with hold-down clamps . . . lexan trays with holes and handles . . . starter kits, tray adaptors, tracing tips and tissue compensators.

These are only the beginning. Dial 800-972-9222 (800-XRAY222) for our free Styro-former literature.

It's the basis for a solid investment.



Nichrome cutting wire. Free forever to Styro-former owners.



HUESTIS
MEDICAL PRODUCTS

Styro-former® • Flexi-holder® • Flexi-board® • Compu-former® • Compu-plotter® • Equipment and Supplies

Huestis Machine Corporation, 68 Buttonwood Street, Bristol, Rhode Island 02809 USA Phone 401-253-5500 or 800-972-9222 Fax 401-253-7350

Secretary-General's Report

New Members

Congratulations to the Ukraine Society of Medical Physics, which has been elected to membership by the officers, subject to ratification by the Council in Nice, 1997.

The President of the Ukraine Society indicates that there are many problems in his field, some of them due to the Chernobyl accident. Help is asked for training, books, second hand instruments, etc. Joint research projects on physical and biological problems related to the Chernobyl accident is suggested.

World Congress 1997 in Nice

Officers of IUPESM, IFMBE and IOMP have met in Nice with the local French organizers to discuss the World Congress.

Acropolis in Nice seems to be a good and flexible site. 2,000-3,000 papers are expected to be delivered in about 20 sessions, plus posters. An agreement between the physics group of the European Society for Therapeutic Radiology and Oncology (ESTRO) was discussed. The local organizers (Drs. Aletti and Rosenwald) have now agreed with ESTRO's physics group that their Meeting 1997 will be organized inside the Nice World Congress. This prevents competition and will certainly be favorable for both organizations, about 300 therapy physicists generally attending the ESTRO meeting should therefore be expected to Nice.

Help to Developing Countries

The Developing Countries Committee (DCC), chaired by Dr. Murthy, India, has been very active. There is some positive information from this group:

- a) a survey among the ^{60}Co unit manufacturers indicated that such units will probably be available during the next two decades. Such units is considered to be the base for therapy in most developing countries; and
- b) DCC has succeeded to find donors for some surplus equipment.


There are, however, many problems in working with developing countries:

- a) It has been difficult to find money for the transport and installation of donated equipment; and
- b) DCC has tried to collect information on the status of Medical Physics in different countries. The response is very poor.

Unfortunately, the IOMP has very limited resources for helping developing countries. We need much help from medical physics departments with good resources. A "twinning" programme of departments in developed and developing countries has been proposed and is now being tried by the DCC.

Hans Svensson, Ph.D.
Secretary-General, IOMP

LDR Brachytherapy Seed Calibration for Prostate Cancer Treatment



HDR 1000 Plus Ion Chamber and CDX 2000A Charge Digitizing Electrometer.

Comprehensive

- ▶ Calibration of all brachytherapy isotopes.
- ▶ Nine inserts for all LDR and HDR isotopes, palladium to iridium.
- ▶ Batch seed calibration for prostate cancer treatment.

Reliable

- 2 year HDR stability of 0.16% ◀
- Comprehensive calibration systems ◀
- Validated in 19 scientific presentations ◀
- Two line, 16 character display ◀

STANDARD
IMAGING

CE ◀


It's time for something *NEW...*

PTW's Newest Generation of Dosimeters



UNIDOS

The universal dosimeter for radiation therapy, diagnostic radiology and health physics: A better match couldn't be found.



DIADOS

The new dosimeter for conventional X-ray equipment and mammography:

- *More features*
- *Exact measurement*
- *Easy control*



MULTIDOS

The 12 channel dosimeter for radiation therapy:

- *Patient dosimetry*
- *Dynamic field analyses*
- *Quality assurance*

For Additional Information, Please Contact:

PTW NEW YORK

2437 Grand Avenue
Bellmore, NY 11710
Phone: (1-516) 221 4708
Fax: (1-516) 221 4329

PTW FREIBURG

Physikalisch-Technische Werkstätten
Dr. Pychlau GMBH

Lörracher Strasse 7
D-79115 Freiburg
Phone: (+49) 761/49055-0
Fax: (+49) 761/49055-70

IOMP Libraries Program Report

We are now up to 68 libraries (see list below)! Thanks to the untiring efforts of Ms. Susie Garzon, AAPM Liaison to South America, there have been 11 libraries added to the program within her region over the past year.

Subscriptions of *Medical Physics* have been approved for 33 libraries as a result of the efforts of the AAPM International Affairs Committee. A listing was compiled of individual AAPM members who wish to donate their *Medical Physics* journal subscriptions, and the AAPM is in the process of coordinating their shipment. It is anticipated that more donated subscriptions will be recruited in the future. A special thanks to the AAPM for its continuing efforts in this program.

Complimentary subscriptions to the journals *Physics in Medicine and Biology* may now be available through IOPP to those libraries who request them in writing (including a justification of need) at the following address:

Mr. Philip Edge
IOP Publishing
Techno House Redcliff Way
Bristol BS1 6NX
England

IOPP will review each application on an individual basis. IOPP should be commended for expanding their already generous offer for assistance to medical physicists in developing countries.

The Institute for Physics Sciences in Medicine (IPSM) has continued to donate complete sets of its publications, and the Association of Medical Physicists of India (AMPI) has donated copies of its quarterly *Journal of Medical Physics* to all libraries in our program. A grateful thanks to both organizations.

The Developing Countries Libraries Program of both the IOMP and AAPM are urgently requesting donations of any medical or health physics publications. The program is expanding so rapidly that we are unable to meet the demand for resources. Any donations would be greatly appreciated, particularly journals such as *Medical Physics*, *International Journal of Radiation Oncology, Biology, Physics*, *Physics in Medicine and Biology*, *Medical Dosimetry*, *Journal of Nuclear Medicine*, *British Journal of Radiology*, *Health Physics*, and others. Most of these libraries have also requested copies of *NCRP*, *ICRP*, and *ICRU* publications, and basic medical physics, dosimetry and radiation safety textbooks. Even previous editions of any of these books would be gratefully received by the libraries, since they generally cannot afford to purchase even the most basic references.

An appropriate recipient is assigned to a donation based on requests of specific materials by each library established. Donors are asked to ship materials directly to the destination library, and the IOMP will reimburse shipping costs upon request. Since the IOMP is classified as a charitable, non-profit organization by the U.S. Internal Revenue Service, donations may be tax-deductible under IRS rules.

If you are interested in creating a new regional library, please contact me at the address below. You will be provided with a questionnaire which should be completed and returned to me in order to initiate a library. Since we do not have unlimited donations, you are encouraged to develop a regional library whereby the medical physicists in your region can equally access the materials.

For more information, please contact me at: 7649 Cedar Elm Dr., Irving, TX 75063 USA, Phone: 1-214-302-7538, Fax: 1-214-302-7470, I: alekhteyar.cathy@forum.va.gov.

Catherine Alekhteyar, MS
Curator
IOMP/AAPM Libraries Program

IOMP/AAPM LIBRARIES

As of March 29, 1996

Algiers, Algeria	Kuala Lumpur, Malasia
Bariloche, Argentina	Mexico City, Mexico
Buenos Aires, Argentina	Chisinau, Moldova
Dhaka, Bangladesh	Managua, Nicaragua
Campo Grande, Brazil	Anambra State, Nigeria
Rio de Janeiro, Brazil	Enugu, Nigeria
Sao Paulo, Brazil	Beijing, P.R. China
Sofia, Bulgaria	Guangzhou, P.R. China
Bogota, Colombia	Shanghai, P.R. China
Cali, Colombia	Xian, P.R. China
Nicosia, Cyprus	Islamabad, Pakistan
Santo Domingo, Dominican Rep.	Lahore, Pakistan
Guayaquil, Ecuador	Peshawar, Pakistan
Quito, Ecuador	Panama City, Panama
Alexandria, Egypt	Manila, Phipippines
Cairo, Egypt	Lima, Peru
San Salvador, El Salvador	Poznan, Poland
Tallinn, Estonia	Warszawa, Poland
Tegucigalpa, Honduras	Baia-Mare, Romania
Budapest, Hungary	Bucharest, Romania
Bangalore, India (2)	Moscow, Russia
Calcutta, India	Peradeniya, Sri Lanka
Cuttack, India	Dar-Es-Salaam, Tanzania
Jaipur, India	Bangkok, Thailand (2)
New Delhi, India	Chiang Mai, Thailand
Srinagar, India	Champs Fleurs, Trinidad & Tobago
Vellore, India	Tunis, Tunisia
Bandung, Indonesia	Istanbul, Turkey
Jakarta, Indonesia	Kiev, Ukraine
Tehran, Iran	Montevideo, Uruguay
Amman, Jordan	Caracas, Venezuela
Nairobi, Kenya	Bulawayo, Zimbabwe
Kaunas, Lithuania	Harare, Zimbabwe

FOR SALE

Completely functional Radiation Therapy System.

Philips SL - 20 Linear Accelerator

6 & 18 MV, Elight electrons.

Ram Table, Vericord 2

Serial # 5052

Installed 1988

Varian Clinac 4 / 80 Linear Accelerator

Serial # 181

Installed 1975

A.E.C.L. Therasim 750 Simulator

12" I.L., 0.6/1.3 FS, DI 104

Installed 1982

Available: July-August 1996

Contact: Mr. John Derr, Dir. Materials Mgt.

Washington County Hospital

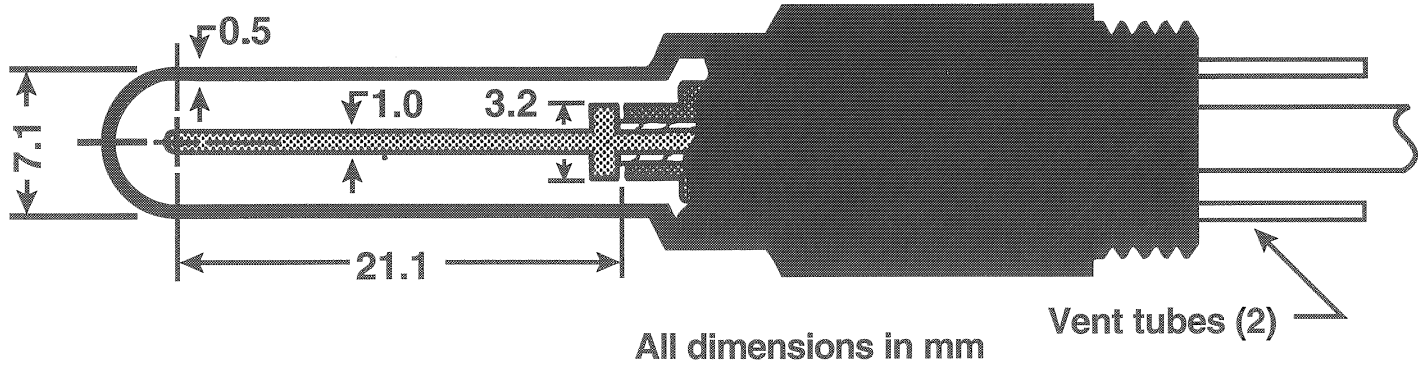
251 East Antietam Street

Hagerstown, Maryland 21740

Tel: (301) 745-3100; Fax: (301) 582-3160


Ionization chambers

Offering a full line of EXTRADIN ionization chambers for a variety of applications in radiation therapy and diagnostic radiology. Miniature Shonka thimble, Farmer type (shown), Planar, Spherical, and Spokas Thimble. New: Thin window, submersible 0.6cc Planar chamber!




instrumentation

medical physics accessories




Iso-align™

Multi-functional quality assurance device for light field, radiation field, mechanical, and laser alignment.




Water phantom with depth dose apparatus

In two convenient sizes. Manual depth dose apparatus provides mechanical resolution of 0.1mm. Probe holder for a variety of ion chambers.




In Vivo Dosimetry (IVD™) patient monitoring system

PC-based, modular and expandable patient dose monitoring system for radiation oncology.




Bolx™ transparent bolus

Calibrated with photons and electrons in the energy range greater than 1 MeV. Available with skin or skinless.



Reticles

Precise central axis projection for all linear accelerators. Siemens string reticle shown. Reticles for most simulators also available.



TEC-2100™ series diode positioning lasers

100% solid-state, "0" warm-up time, 1.0mm line width. NEW 635 wavelength. Choice of configurations.

Call us today for a free copy of our NEW CATALOG:

800.280.2183 fax: 712.737.8654 e-mail: MED_TEC@netins.net

MED-TEC 
PO Box 487 Orange City, IA 51041 USA

Visit us at the AAPM Show in Philadelphia, Booth #112. Get a FREE GIFT with a product demonstration!

REQUEST FOR SUPPORT

INTERNATIONAL SCIENTIFIC EXCHANGE PROGRAM

THE PHYSICS OF RADIATION THERAPY

Rabat, Morocco — September 30 - October 4, 1996

SPONSORING ORGANIZATIONS

American Association of Physicists in Medicine
International Organizations of Medical Physics
Moroccan Association of Medical Physics

Corporate Sponsors
(\$1,000 and up)

Supporters
(\$500-\$999)

Contributors
(\$100-\$499)

Donors
(< \$100)

Contributions should be made payable to **AAPM International Scientific Exchange Program** and sent to:

Mr. Sal Trofi, Executive Director
AAPM Headquarters Office
One Physics Ellipse, College Park, MD 20740-3846, USA

Corporate Sponsors, Supporters, Contributors, and Donors will be acknowledged in publications of the AAPM and IOMP.

For more information contact:

Azam Niroomand-Rad, Ph.D. Georgetown Univ. Medical Center Department of Radiation Medicine L.L. Bles Building 3800 Reservoir Road, N.W. Washington, D.C. 20007 USA Tel: 202-784-3320 Fax: 202-784-3323	Bouchaib Rabbani, Ph.D. Cancer Care Center Pomona Valley Hospital Medical Center Department of Rad. Oncology 1910 Royalty Drive Pomona, CA 91767 USA Tel: 909-865-9890 Fax: 714-854-7009
---	--

Announcement by Developing Countries Committee (DCC)

Equipment for Donation to Developing Countries:

Dr. Ian Beange has a Cobalt-60 Therapy Unit in the Department of Radiotherapy at Raigmore Hospital, Inverness, IV2 3UJ, Scotland for donation to a Developing Country.

The following are the details regarding the equipment:

Name of Equipment: M80 Co-60 Teletherapy Unit
Presently located at: Department of Radiotherapy,
Raigmore Hospital, Inverness, Scotland.

Companies who may dismantle, ship, and reinstall this Unit:

- Varian - TEM Limited
Gatwick Road
Crawley
West Sussex, UK RH10 2RG
- Safeguard International Limited
Culham
Abingdon
Oxfordshire, UK OX14 3EB
- International Radiotherapy Services (UK) Limited
Rookery House
Wexcombe
Marlborough
Wilts, UK SN8 3SQ

Other details: Contact Dr. Murthy, Chair DCC
Radiological Physics Division
Bhabha Atomic Research Center
Bombay 400084, INDIA
Fax: 91-22-556-0750

Report of the German Society For Medical Physics

In Germany medical physics is understood as the application of physical methods in all fields concerning public health. According to a recent inquiry about 50% of the medical physicists are engaged in radiotherapy, 10% in nuclear medicine, 10% in radiological diagnostics and 10% in radiation protection; 20% are working in fields different from radiation physics.

Today the medical physicists are organized in the German Society for Medical Physics (DGMP). This scientific organization was founded in 1969. After the reunion of Germany the DGMP has now about 1,200 members. To increase the communication of the medical physicists in Germany and to support the professional education several regional sections of the DGMP have been set up in the last two years, each of these has a chairman and a secretary. The board of the DGMP consists of five medical physicists, in the extended board the chairmen of the regional sections are integrated. A consulting advisory board consists of 30 more members. The main activities take place in 12 working committees and 17 working groups.

Once per year a scientific congress on medical physics is organized. The location and the main topics are changing from year to year. Sometimes these congresses are organized together with the societies from Austria and Switzerland, sometimes together with other national or international organizations. As the 100 anniversary of the discovery of the x-ray by W. C. Rontgen at Wurzburg was celebrated, the annual meeting jointly organized with the EFOMP, IOMP and IUPESM at the birthplace of x-rays. In remembrance of Rontgen the meeting was called Rontgen Centenary Congress and took place in September 1995. Since 1991 the DGMP together with the Austrian Society for Medical Physics have their own journal for medical physics call "*Zeitschrift fur Medizinische Physik.*" Four issues are published per annum, containing survey papers, original contributions, and technical notes. The information for the members of the societies are included in the journal.

Currently a very important activity of the DGMP is in the field of professional training and education. Immediately after the founding of the society a working committee for professional education was set up. In 1974 the first recommendation for training and education were proposed. In 1994 an extensive revision of this recommendation was finished and published. The aim of these recommendation is the certification in medical physics from the DGMP.

Today courses in medical physics are organized at Berlin, Homburg, and Heidelberg. Some problems have still to be solved before an official certification according to the regulations of the DGMP can be issued by these institutions.

The German Society for Medical Physics is fighting for years to realize a governmental certification of the education on medical physics. Recently there seems to be a tendency in some of the federal states of Germany to accept an official regulation. The fact that a regulation was realized in the former German Democratic Republic may have a positive impact on the current activities of the DGMP.

Prof. Dr. R. Schmidt
Abteilung Strahlentherapie, Radiologische Klinik
Universitätskrankenhaus Eppendorf
MartinistraBe 52
D-20251 Hamburg, Germany

Advertising Rates / Order Form

Medical Physics World

I wish to reserve the following advertising space in "Medical Physics World"
(circle space desired):

SIZE	PRICE*	WIDTH		DEPTH	
		inches	cm	inches	cm
1/6 page	\$282 (U.S.)	3-3/8	8.6	3-1/4	8.3
1/5 page	\$340 (U.S.)	3-3/8	8.6	4	10.2
1/4 page	\$400 (U.S.)	3-3/8	8.6	4-7/8	12.4
1/3 page	\$513 (U.S.)	3-3/8	8.6	6-5/8	16.8
1/2 page	\$745 (U.S.)	3-3/8 or 7	8.6 17.8	10 4-7/8	25.4 12.4
Full page Colored	\$1350 (U.S.) \$2000 (U.S.)	7	17.8	10	25.4

Multiple Submission Discount

	1/6 page	1/5 page	1/4 page	1/3 page	1/2 page	Full page	Colored
2x	\$265	\$320	\$375	\$480	\$695	\$1250	\$1900
4x	\$255	\$305	\$355	\$460	\$670	\$1200	\$1850

DEADLINES FOR ORDERS AND AD COPY

December issue: October 1st, 1996

June issue: April 1st, 1997

Camera-ready copy preferred

(Negative emulsion down, and prefers 150 line screen for printing)

Order Date: _____

Company Name: _____

Address: _____

Phone: () _____

Check enclosed (Please make check payable to "Medical Physics World" and send to Azam Niroomand-Rad, Ph.D., at address below.

Please bill me at this address:

Name: _____

Address: _____

Phone: () _____

Direct order and checks to: Azam Niroomand-Rad, Ph.D., Editor/Medical Physics World
Department of Radiation Medicine, L.L. Bles Bldg., Georgetown University Medical Center
3800 Reservoir Road, N.W., Washington, D.C. 20007 U.S.A.

Tel: (202) 784-3334 • Fax: (202) 784-3323

MEDICAL PHYSICS WORLD

BULLETIN OF THE INTERNATIONAL ORGANIZATION FOR MEDICAL PHYSICS

Adhering National Organizations 1994

Algeria · Argentina · Australia · Austria · Belgium · Brazil · Bulgaria · Canada · Columbia · Cyprus · Denmark · Finland · France · Germany · Ghana · Greece · Hong Kong · Hungary · India · Indonesia · Iran · Ireland · Israel · Italy · Japan · Jordan · Korea · Malaysia · Mexico · Moldavia · Netherlands · New Zealand · Nigeria · Norway · Pakistan · Panama · People's Republic of China · Republic of the Philippines · Poland · Romania · Russia · Slovenia · South Africa · Spain · Sri Lanka · Sudan · Sweden · Switzerland · Tanzania · Thailand · Trinidad & Tobago · Turkey · United Kingdom · United States of America · Venezuela · Zimbabwe

PUBLISHED FOR IOMP

EDITORIAL COVERAGE

- Information exchange between medical physicists worldwide, including all IOMP member nations.
- Reviews of medical physics national organizations and activities.
- Reports and announcements of international conferences and courses.
- Comprehensive Calendar of Events in the International Medical Physics Community.
- Reports from IOMP Officers, Committees, etc.
- Technical reports and advertisements.

CIRCULATION

- Distributed to all medical physicists in the 56 IOMP member nations plus over 14 other non-member countries.
- Total circulation 12,000 copies per issue.

News items, calendar events and advertising inquiries should be directed to
Azam Niroomand-Rad, Ph.D. at the address below.

Azam Niroomand-Rad, Ph.D., Editor/Medical Physics World
Department of Radiation Medicine, L.L. Bles Bldg., Georgetown University Medical Center
3800 Reservoir Road, N.W., Washington D.C. 20007 U.S.A.
Tel: (202) 784-3334 Fax: (202) 784-3323

International Organization For Medical Physics Corporate Affiliates, 1996

Agfa-Gevaert Ltd.

Diagnostic Imaging Systems
27 Grest West Road
Brentford, Middlesex TW8 9AX
United Kingdom
Contact: Mr. D. Jenkins
Tel: 081-560-2131

Amersham International plc.

Amersham Place Little Chalfont
Buckinghamshire, England HP7 9NA
Contact: Mr. John Hilferty,
Business Director-Export
Ms. Rosemary King, Area Manager,
Indian Sub Continent
Tel: 494-544000, Fax: 494-542266

Computerized Imaging Reference Systems

2428 Alameda Avenue, Suite 212
Norfolk, Virginia 23513 USA
Contact: Mr. Bill Drury, General Manager
Tel: 804/855-2765

Eastman Kodak Co.

Health Sciences Division
343 State Street
Rochester, New York 14650-0801 USA
Contact: Mr. Art Haus
Tel: 716/724-3829, Fax: 716/724-9868

Gammex/RMI, Wisconsin

Gammex - RMI Ltd., England
Gammex - RMI, GmbH, Germany
P.O. Box 620327, 2500 W. Beltline Highway
Middleton, Wisconsin 53562-0327 USA
Contact: Ms. Margaret G. Lescrenier,
Vice President
Tel: (608) 831-1188, Fax: (608) 836-9201

G. E. Medical Systems, Turkiye, A.S.

Mevlut Pehlivan Sokagi
Yilmaz Han No: 24
Kat:1, Gayrettepe
Istanbul, Turkey
Contact: Mr. Harun Pinto
Tel: 90-212-2755552,
Fax: 90-212-2732571

G. E. Medical Systems (Europe)

100 Rue Camille des Moulins
92137 Issy-les-Moulineaux, France
Contact: Andre C. Bourdon
Tel: 33-1-40-93-33-37,
Fax: 33-1-40-93-30-72

Heustis Machine Corp.

Buttonwood Street
Bristol, Rhode Island 02809 USA
Contact: Mr. Terry Chwalk
Tel: 401/253-5500, Fax: 401/253-7250

Intereknik Ltd.

Kizilelma Caddesi No: 16/5
Kindikzade, Istanbul, Turkey
Contact: Mr. Baki Temel
Tel: 90-212-5862305,
Fax: 90-212-5857547

IOP Publishing Ltd.

Techno House Redcliffe Way
Bristol BS1 6 NX England
Contact: Mr. Jim Revill
Tel: 0272 297481, Fax: 0272 294318

Keithley Instruments, Inc.

Radiation Measurements Division
28755 Aurora Road
Cleveland, OH 44139 USA
Contact: Mr. Walter L. Seibyl,
Director of Sales - RMD
Tel: 216/248-0400, Fax: 216/349-2307

Landauer, Inc.

2 Science Road
Glenwood, Illinois 60425 USA
Contact: Mr. Alan Kawaters
Tel: 708/755-7000, Fax: 708/755-7016

Medical Physics Publishing

732 North Midvale Boulevard
Madison, Wisconsin 53705 USA
Contact: Ms. Eileen Healy
Tel: 608/262-4021, Fax: 608/265-2121

Med-Tec, Inc.

Post Office Box 602
Orange City, Iowa 51041 USA
Contact: Mr. Clayton Korver
Tel: 712/737-8688, Fax: 712/737-8654

Multidata Systems International Corp.

9801 Manchester Road
St. Louis, Missouri 63119 USA
Contact: Mr. Arne Roestel
Tel: 314/968-6880, Fax: 314/968-6443

Nucletron Corporation

7080 Gateway Drive
Columbia, Maryland 21046-2133 USA
Contact: Ms. Rosemarie DeLabio,
Marketing Manager
Tel: 410/312-6100, Fax: 410/312-6199

Neutron Products, Inc.

22301 Mt. Ephraim Road, P.O. Box 68
Dickerson, MD 20842-0068 USA
Contact: Mr. Marvin M. Turkanis
Tel: 301-349-5001, Fax: 301-349-5007
TWX: 710-828-0542

Nuclear Electric Plc.

Berkeley Technology Centre
Berkeley, Glos GL13 9PB, United Kingdom
Contact: Mr. D. T. Swan
Tel: 01453 810451, Fax: 01453 812529

Oldelft

Post Office Box 72, 2600 MD Delft
The Netherlands
Contact: Mr. Frank de Bruin, Marketing Manager
Tel: 015 145762, Fax: 015 145762

Radcal Corp.

426 West Duarte Road
Monrovia, California 91016 USA
Contact: Mr. Ted Micu, Marketing Manager
Tel: 213/357-7921, Tel: 1-800/423-7169

RTI Electronics AB

P.O. Box 2034
S-431 02 Molndal
Sweden
Contact: Mr. Mats Alm
Tel: 46-31-275275, Fax: 46-31-270573

Siemens Medical Laboratories, Inc.

4040 Nelson Avenue
Concord, California 94520 USA
Contact: Mr. Terrence E. Moore, Vice President,
International Marketing
Tel: 510/246-8200, Fax: 510/246-8284

Siemens Medical Engineering Division

130 Pandurang Budhkar Marg
Worli, Bombay 400 018 India
Contact: Mr. S. R. Patri, Director
Tel: 492 1350/60, Fax: 0019-22-494-1552

Simko, A.S.

Siemens AG Turkiye General Mumessili
Meclisi Mebusan Cad. No. 125
80040 Findikli, Istanbul, Turkey
Contact: Mr. Nikolaus von Kobinski
Tel: 212 251-0900, Fax: 212 252-4134

Theratronics International, Ltd.

413 March Road, P.O. Box 13140
Kanata, Ontario K2K SB7, Canada
Contact: Mr. Ronald E. Dunfield
Tel: 613/591-2100, Fax: 613/592-3816

TSG Integrations

Division of Intelligent Inst. Pvt. Ltd.
202 Ashok Bhawan, 93 Nebru Place
New Delhi 110019, India
Contact: Mr. S. L. Kapoor, Managing Director
Tel: 91-11-6423266/6420136
Fax: 91-11-6442728

United Kingdom Nirex Ltd.

Curie Avenue
Harwell, Didcot, Oxon, OX11 0RH
United Kingdom
Contact: Mr. T. Curtin
Tel: 01235 825500, Fax: 01235 831239

URDC, Inc.

4592 Northeast Second Street
Benica, California 94510 USA
Contact: Ms. Cynthia Mitchell
Tel: 707/747-6648

Varian Medical Equipment Marketing

3045 Hanover Street
Palo Alto, California 94304 USA
Contact: Mr. Martin Kandes,
Director of Marketing
Tel: 415/493-4000

Victoreen/Nuclear Associates

6000 Cochran Road
Cleveland, Ohio 44139 USA
Contact: Mr. Mark Marlowe,
International Sales Manager
Tel: 216/248-9300, Fax: 216/248-9301

Calendar of Events

21-25, July 1996: 38th Annual Meeting American Association of Physicists in Medicine, Philadelphia, PA, U.S.A. (AAPM, One Physics Ellipse, College Park, MD 20740-3846 [Tel: 301-209-3350; Fax: 301-209-0862]).

2-6, September 1996: V International Conference on "Applications of Physics in Medicine and Biology," (Giorgio Alberi Memorial), IX Congresso AIFB - EFOMP Medical Physics '96 - EUTECH '96, Trieste, Italy, ICTP, (Dr. A del Guerra, Dept. di Fisica Universita, Piazzo Torricelli 2, I-56100 Pisa, Italy, [Tel: 39-532-781822; Fax: 39-532-781810]).

23-26, September 1996: 15th Annual Congress, European Society for Therapeutic Radiology and Oncology, Vienna, Austria, (Dept. of Radiotherapy, University Hospital St. Rafael, Capucijnenvoer 33, B-3000 Leuven, Belgium, [Tel: 32-16-336413; Fax: 32-16-336428]).

2-7 March 1997: 10th European Congress of Radiology - ERC '97, Vienna Austria (ERC '97, Neutorgasse 9/2a, A-1010 Vienna/Austria, [Tel: + 43/1 533-40-64; Fax: 43/1 533-40-64]).

27-31 July 1997: 39th Annual Meeting, American Association of Physicists in Medicine, Milwaukee, WI, (Lisa Rose Sullivan, Projects Manager, AAPM, One Physics Ellipse, College Park, MD 20740-3846, USA, [Tel: 301-209-3350; Fax: 301-209-0862]).

14-19 September 1997: 11th Triennial Conference, International Organization for Medical Physics, Nice, France, (Prof. H. Svensson, Radiation Physics Department, University Hospital, 90185 Umea, Sweden, [Tel: 46-90-103891; Fax: 46-90-101588]).

14-19 September 1997: World Congress on Medical Physics and Biomedical Engineering, Nice, France, (NICE '97, SEE, 48, rue de la Procession, F-75724 Paris Cedex 15, France, [Tel: 33-1-44496060; Fax: 33-1-44496044]).

IUPESM President's Report

I AM BACK!

Although I said goodbye about a year ago when my term as the President of the International Federation of Medical and Biological Engineering (IFMBE) ended, I am now writing as the President of International Union for Physical and Engineering Sciences in Medicine (IUPESM). My guess is that most of you do not know much, if anything of IUPESM.

This first column discusses the role of IUPESM. The ideas are not mine. They originate from the constitution and by-laws and the legacies and actions of previous and current councils. The way they are represented and interpreted is my doing, of course.

THE PAST

After successful experiments in '76, '79 and '82 IOMP and IFMBE decided to merge their world congresses. The first congress which was announced as the World Congress on Medical Physics and Medical Engineering was in Helsinki 1985. During the experimentation period the idea of an umbrella joining the medical physics and biomedical engineering communities was created. The purposes of IUPESM were defined as:

- To cater for the overlapping interests of IOMP and IFMBE. These interests span scientific, training & education and professional issues.
- To become a full member in the international Council of Scientific Unions (ICSU)¹.

IUPESM established its secretariat at the National Research Council in Ottawa, Canada with the kind financial support of the Canadian government. Jack Hopps, one of the pioneers of IUPESM, was also its first Secretary-General. After him the secretariat stayed in Ottawa with first Robert Clarke and then Orest Roy as Secretary-Generals until the Rio meeting when Jos Spaan took over and with this decision also the secretariat moved to Amsterdam.

From the beginning till the end of 1994 the affairs of IUPESM were run by Ms. Sally Chapman. Sally was also a long time focal point for the IUPESM. Her enthusiasm, devotion and skills did not go unnoticed. To many of us Sally was the IFMBE and the IUPESM!

Over the years IUPESM activities developed and comprise currently:

- Conference Coordinating Committee to assist in the selection of the World Congress sites, to negotiate the contracts and to monitor the planning of the congress.
- Award of Merit Committee to honour the achievements of one individual at the World Congress (The recipients of the Award have so far been John Mallard, Jack Hopps and Rune Walstam). In Rio a decision was made that in the future two merit awards will be given in each World Congress.

¹The idea in this was that gaining membership in ICSU would mean recognition of our field as a self standing scientific discipline.

- Scientific activities in areas overlapping between MP and MBE. A blood flow conference is in the planning. Medical imaging has been identified as another area.
- Developing Countries Committee to coordinate corresponding activities in IOMP and IFMBE.

An associate membership status was given in the late 80's to IUPESM by ICSU. For several years moving from associate to full membership in ICSU was the number one priority of IUPESM. In 1992 after the Council visited ICSU headquarters in Paris and other direct discussions took place a somewhat different picture emerged which can be seen as three challenges:

- In accepting new members preference is currently for "soft" sciences instead of "hard" sciences. Furthermore, we need to make a convincing case that MBE and MP science on its own and not a field applying sciences.
- So far in ICSU history no one has moved from an associate member status to full membership.
- A track record of working with ICSU and contributing towards its goals must first be established.

THE PRESENT

A full membership in ICSU is possible but will not happen quickly. Therefore a new strategy for IUPESM seems reasonable: "Establish a track record and then apply for full membership." In turning this into actions the role of IUPESM needs careful consideration. IUPESM shall not take over activities that IOMP and IFMBE are already doing. Three roles are envisaged:

- Coordination between IOMP and IFMBE in the developing countries area;
- Initiating new activities which then are carried out by IOMP and IFMBE or through IUPESM; and
- Forming the link towards ICSU both to present our agenda and to align it with the activities of ICSU thus creating the track record.

THE FUTURE

The new council which took over after the world congress in Rio met in Abcoude, The Netherlands, 14 January 1995 to discuss and formulate a strategy towards on one hand ICSU and on the other, IOMP and IFMBE. The roles above were accepted as the basis. Three areas were identified for IUPESM:

- Scientific activities
- Training & education and
- Professional activities.

The developing countries and the Central and Eastern European countries, were identified as a top priority. The other priority area is medical imaging both from the viewpoint of training and scientific activities.

(Continued on page 11)

(Continued from page 10)

Both IOMP and IFMBE have a developing countries committee. In IFMBE this is a network joining the activities of:

- Regional working groups in
 - Europe (including the Central and Eastern European countries)
 - Latin America, i.e. CORAL (in combination with EMBS)
 - Asia - Pacific and
 - Sub-Saharan Africa (which is emerging through the initiatives of the South African member society)
- Clinical Engineering Division
- Health Care Technology Assessment Division.

This is as far as we got. Now Oskar Chomicki and Helmuth Hutten are carrying out an inventory of what is ongoing and planned in both IOMP and IFMBE in terms of developing countries. Similarly Michael Smith and Jean-Louis Coatrieux are looking into medical imaging. We will also ask member societies on what contacts exist between MP and MBE at that level. An action plan will

be set up which to the maximum is based on actions taken by IOMP and IFMBE and their member societies. IUPESM will only take action in issues where there are no natural actors.

IN CLOSING

I plan to write occasional columns to the IFMBE and IOMP newsletters to bring the IUPESM closer to the medical physics and biomedical engineering communities, to share its plans, and to receive suggestions for directions and actions for IUPESM.

By the way, IUPESM now exists also in the World Wide Web (WWW). The location of our homepage is <http://minf.vub.ac.be/~ifmbe/index.html>. Have a look at it. Suggestions are welcome.

Niilo Saranummi, Dr. Tech.
Research Professor
VTT Information Technology
PO Box 1206, FIN-33101 TAMPERE, Finland
Tel: +358-31-316 3300 (office)
+358-40-501 7300 (mobile)
Fax: +358-31-317 4102
E-mail: niilo.saranummi@vtt.fi
VTT-WWW-homepage: <http://www.vtt.fi/>

NUCLEAR ASSOCIATES

WE GIVE YOU THE BEST, SO YOU CAN GIVE THE BEST TO YOUR PATIENTS.

Nuclear Associates Radiation Therapy Products.

For over a quarter of a century, you have relied on Nuclear Associates for the highest quality, most dependable radiation therapy instruments and accessories. Our ongoing commitment to provide you with innovative, state-of-the-art products—as well as responsive service support—means that you can continue to rely on us to help you increase productivity, accuracy, patient safety and profits. Count on Nuclear Associates, for *all* of your radiation therapy needs.

Contact us for more information about Nuclear Associates products and to receive a **FREE** Radiation Therapy Catalog.



NUCLEAR ASSOCIATES



Division of VICTOREEN, INC.
100 VOICE ROAD • P.O. BOX 349
CARLE PLACE, NY 11514-0349 USA
(516) 741-6360 • FAX (516) 741-5414
E-Mail: sales@nucl.com

181

RADIATION THERAPY

Report from the Iran Association of Medical Physics

Historically, even if it might be argued, we believe that the earliest tangible associations of physics with medicine could best be traced back to the studies of the great Iranian (Hamedani) scientist Ibn Sina (Avicenna). But, the practice of medical radiation physics in Iran can be considered to have started in 1931, when treatment of malignant disease by x-rays began. However, teaching medical physics to the medical students goes back to the establishment of the first medical school in the 1920's at Tehran University. At present there are over 23 medical schools throughout the country, where all have departments of medical physics. Some of the large departments are running M.Sc. courses in medical physics. One of the departments have started taking Ph.D. students and some others are considering to do so.

As a medical radiation physicist I was greatly involved and had a leading role in the preparation of the Iran's Radiation Protection Act, which became effective in 1989. Through this legislation any institution or department which works with the ionizing radiation must be served by a qualified medical radiation physicist or a health physicist. In all radiotherapy or nuclear medicine departments and also in large radiology departments the physicists are responsible for radiation protection, dosimetry, equipment calibration and quality control.

During the First Congress of Medical Physics in Tabriz, Iran in May 1991 we raised the need for establishing an official association. A few months later in a professional meeting in Hamedan, where 17 leading medical physicists were present the founding members were elected. In Fall 1993 Iran Association of Medical Physics (IAMP) was established and a few months later became a member of the IOMP.

Before the establishment of IAMP I was chosen as a recipient of the IOMP Medical Physics Libraries Program in Iran. The library is placed at the Jorjani Hospital in Tehran, where most of the medical physicists, radiation oncologists and students have access to it.

One of our achievements during my office was organizing and implementing the third AAPM Scientific Exchange Course/Workshop in Radiation Oncology Physics, which was successfully held in Tehran, Iran during May 22-26, 1994. It was also co-sponsored by the IOMP Education and Training Committee.

IAMP Problems:

The major and most serious problem facing IAMP and perhaps well known to similar societies in some developing countries is the very limited resources available from members. Limitation in both manpower and finance put serious constraints on the initiatives taken by the association. For instance for this year only 8 out of 35 managed to pay their annual membership fees, mostly because of low salaries. There is no funds available from Government or private corporations because of the economical problems and we do not think that IOMP would be able to persuade them for support.

Because of lack of funds we have not yet been able to publish a Journal, Bulletin or even a Newsletter. It is almost impossible for any medical physicist to financially manage to attend a scientific meeting, conference, congress or seminar abroad. For instance we were not able to send even a delegate to the World Congress in Rio in 1994. Moreover, IOMP did not consider our request even to send a Travel Grant Application Form to us.

Research in medical physics is another problem that should be mentioned. Most of research works are done as an academic requirement in the medical physics M.Sc. degree. There are mostly low-budget research studies, which needs support to strengthen medical physics research.

We also have difficulty in remitting subscription to IOMP because of our exchange rate to dollar and problems in obtaining legal foreign currencies. Besides we can not even meet the options given by IOMP by-laws because of our very low budget to organize a conference or to pay local expenses of visiting lecturers or experts.

Considering the above problems we think that the IOMP has two options; either to seize our adhering membership and forget about us or fulfill its task as once my friend Jack Cunningham, at the time the president of IOMP, said that "we belong to the IOMP and that is truly an international organization."

Azim Arbabi, Ph.D.
President, IAMP

Present Status of Chinese Society of Medical Physics

Chinese Society of Medical Physics (CSMP) was established in 1978, and was formally founded in Beijing 3 years later. The former President of CSMP is Prof. Liu Puhe of Zhong Shan Medical University. The current President is Prof. Hu Jixiang of Human Medical University. Altogether, CSMP has 4 vice presidents: Prof. Jiang Yuanhai of Capital Medical University, Prof. Hua Yunbo of Zhejiang Medical University, Prof. Liu Jingxing of Jiangxi Medical University and Prof. Jiang Yuanhai of Xi'an Medical University. In the past 15 years, CSMP expanded its membership from 20 to currently more than 400. Over 300 members have senior professional title. They are professor, senior engineer research fellow or technician. CSMP's members come from about 160 medical university and colleges, hospitals, institutes as well as medical apparatus and instruments manufacturing.

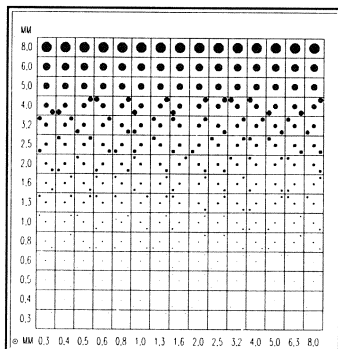
CSMP has 6 large regional academic organizations, which more than 2,400 are in the northeast of China, the northwest of China, and the southwest of China, the middle south of China, the north of China and the east of China as well. Besides, it has 6 medical physics professional groups, which are majored in medical computer, medical radiation physics, medical instruments, laser medicine, traditional Chinese medical engineering and medical conductance. Every 2 years, CSMP convenes an academic conference. Till now, it held 8 such conferences and published more than 2,400 articles and abstracts of the congresses. It's subordinate academic organization convened more than 50 academic conferences. There are about 1,500 articles discussed in the meetings. CSMP has significant influence on the development of Chinese medical physics. It is gratefully received by Chinese medical physics academic circles and obtains warm support from overseas experts. In 1986, CSMP joined the International Organization of Medical Physics and since then CSMP has representatives attending the IOMP's worldwide academic conferences.

In 1990, CSMP and AAPM jointly presided over a medical radiation physics forum in Beijing. In 1991, it organized a medical physics conference of Asia-Pacific Area.

"Chinese Journal of Medical Physics" is the academic publication of CSMP. Each year 4 issues are published.

CSMP welcomes worldwide academic exchange to improve the learned level of international medical physics.

Xie Yue
Reporter for CSMP



CDRAD 2.0

With this phantom, the image quality as observed by the radiologist can be determined, by measurement of threshold contrast as a function of object diameter, for the whole range of radiology techniques.

The phantom consists of an plexiglass body with cylindrical holes of various thickness and diameters, arranged in a matrix of 15 rows and 15 columns..

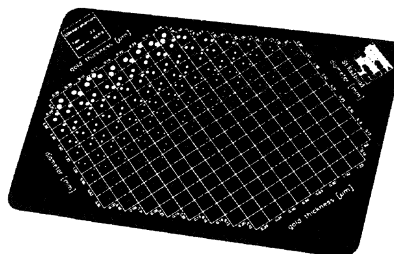
Q

U

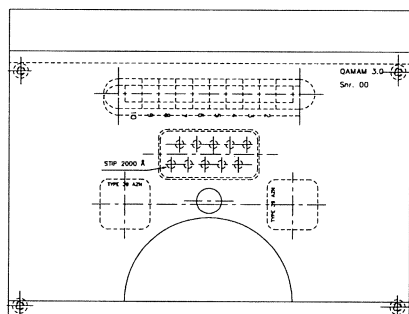
CDMAM 3.2

With this phantom, the image quality as observed by the radiologist can be determined, by measurement of threshold contrast as a function of object diameter, specifically for the mammography technique.

The phantom consists of an aluminium base with gold disks of various thickness and diameter, arranged in a matrix of 16 rows and 16 columns.



A



QAMAM 3.0

An instrument for daily quality control in mammography. With this phantom the sensitometric characteristics, radiation quality, low contrast resolution, spatial resolution (in two perpendicular directions) and homogeneity of the image can be measured.


L

I

?????

On the basis of our current experience and the intensive feedback from the end-users, we're constantly developing new products and accessoires, in cooperation with the end-users.

Please let us know if you have any specific demands.



T

Y



Medical Instrumentation Department
University of Nijmegen

E-mail: id.postbus@IDS.KUN.NL
tel: +31 24 361 48 60
fax: +31 24 354 12 11

University of Nijmegen,
Faculty of Medical Sciences
171 Instrumentele Dienst
F.C. Donderslaan 2
6500 HB Nijmegen
Netherlands

Report from Association of Medical Physicists of Ukraine

Ukraine gained its independence in 1991 following the demise of the Soviet Union. It is one of the largest countries in Europe with an area of 604,000 km² and a population of over 52 million. The Association of Medical Physicists of Ukraine (AMPU) was founded at a conference held in Kyiv on 28 May 1993 even though individual physicists have been active in this country for a long time (e.g., V. E. Orel, The history, achievements, and problems of Ukrainian medical physics and engineering, *Medical Radiation Physics — A European perspective*, Editors: C. Roberts, S. Tabakov, C. Lewis. King's College School of Medicine and Dentistry, London 1995, pp. 189-192). The AMPU currently has a membership of approximately 200 individuals, with 40 working in radiation therapy, 15 in imaging and the remainder involved in academia, research and industry. About 50% of the current membership of AMPU is involved in the general field of "medical biophysics."

Major activities of the AMPU to date have included the inaugural conference in May 1993 and participation in the IXth Congress of Ukrainian Radiology which took place in Kyiv in May 1995. At the latter, a session dedicated to Medical Physics was held with invited speakers from North America, Western Europe and Russia. Members of the AMPU are also active in the Ukrainian language publication *Journal of Ukrainian Radiology* which commenced publication in 1993 and has separate sections dedicated to radiotherapy, medical imaging and radiation protection. In addition, the AMPU is presently publishing

its own journal (*Physics Alive*). This scientific journal deals with theoretical and practical issues directed towards the development of medical physics, biophysics and the physics of living objects.

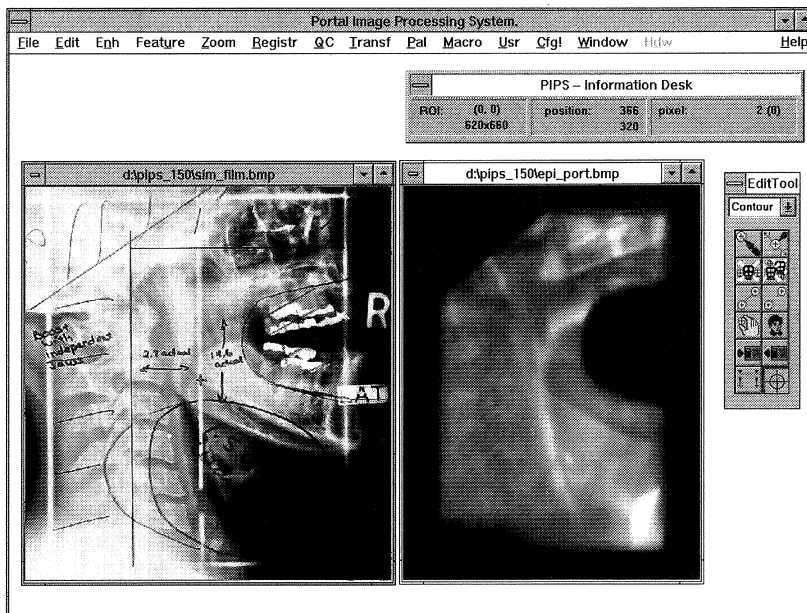
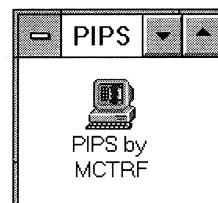
Under the current disastrous economic conditions in Ukraine, development of medical physics is very difficult. The technical resources are generally very modest with few of the sophisticated imaging and therapy facilities normally encountered in the West. Specific needs include textbooks and scientific journals, as well as basic equipment (e.g. radiation dosimeters). The lack of an effective infrastructure for medical physics is compounded by the aftermath of the Chernobyl disaster in 1986 which occurred some 100 km to the north of the Ukrainian capital of Kyiv with its 3 million inhabitants. Despite these problems, Ukrainian medical physics has succeeded in establishing itself and has taken the first steps to improving the professional status of Ukrainian medical physics. The AMPU looks forward to a rapid expansion of its activities and to collaborating with medical physicists throughout the world to integrate its activities with those of the leading international medical physics centers.

The President of the AMPU is Sergei Sit'ko, Vice-Presidents are Valeri Orel, Alexander Chali and Michael Kurek. The Secretary is Gregory Litvinov and Treasurer is Natalie Dzyatkovskaya. The AMPU can be contacted through Valeri Orel, Phone: 044 263 6068, Fax: 044 263 0198 or 0108. Further information relating to the AMPU may be obtained from their North American representative Walter Huda, Phone: (904) 395-0293, Fax: (904) 395-0279, E-mail: hudad@xray.ufl.edu.

Valeri Orel, Ph.D.
Vice-President, AMPU

PIPS for Windows:
Image processing made easy

Portal Image Processing System



- For PC-486 or Pentium computers running under Windows 3.1 or 95.
- Easy to use menus for image processing, analysis and display.
- Compare port films or EPI images with simulator films or DRRs.
- Comprehensive measurement tools and display options.

For information contact:
Shlomo Shalev, Ph.D.
Department of Medical Physics
MCTRF, 100 Olivia Street
Winnipeg, Mb. R3E 0V9 Canada

Tel: (204) 787-2211 Fax: (204) 775-1684
E-mail: Shlomo@mctrf.mb.ca
<http://home.cc.umanitoba.ca/~sshalev>

Report from the South African Medical Physics Society

The South African Association of Medical Physicists was founded in 1960. This Association was a founding member of the IOMP. In 1970 the South African Association of Physicists in Medicine and Biology (SAAPMB) was founded. Its members included all professionals with an interest in the application of physics in the medical and biological fields. Two subgroups were formed within the SAAPMB, representing on the one hand medical physicists, and on the other hand health physicists. These two subgroups are currently known as the South African Medical Physics Society (SAMPS) and the South African Radiation Protection Society (SARPS). In 1993 a third group of professionals has joined the SAAPMB under the name of the South African Radiobiology Society (SARBS).

SAMPS is currently the only body in South Africa which represents medical physics professionals, a small community consisting of approximately 70 members. SAMPS is managed by an Executive Committee, a Professional Committee and a Public Relations Committee. Since 1993 SAMPS has been affiliated with the IOMP in the place of the SAAPMB, as the official representative organization of medical physics in South Africa. It has one official representative IOMP member who is elected to represent South African medical physicists at the annual IOMP Council meeting, and to provide feedback on international events, policies and developments of interest. This contact facilitates communication with the rest of Africa as well, which has been welcomed as a positive development.

Highly successful annual congresses and summer schools are organized. Reputable overseas speakers are invited to

speak on the conference theme. One such recent event was an IOMP workshop on quality control in diagnostic radiology.

From the late fifties, medical physicists in South Africa were required to register with the Atomic Energy Board. In 1969 it became mandatory in South Africa for medical physicists to register with the South African Medical and Dental Council (SAMDC). In 1987 the Professional Board for Medical Science was established. More direct representation for medical physicists and other health professionals were then obtained. The scope and responsibilities of medical physicists were defined. To protect the public, the Professional Board ensured that the training and competence of medical physicists were standardized, and medical physicists function under the same code of ethics as applied to all health workers in South Africa. Two medical physicists on the register are elected to represent the medical physics community on the Professional Board of the SAMDC.

The training of medical physicists in South Africa to register with the Professional Board consists of a B.Sc. (Hons) degree in Medical Physics, with two years subsequent in-house practical training (residency). Four subjects in medical physics must be included in the B.Sc. degree, namely the physics of diagnostic radiology, nuclear medicine, radiation therapy and radiation protection. At present, five universities are accredited to offer the academic component of the training, and seven state hospitals are accredited as training institutes for the practical component. The universities do have some autonomy in setting up the medical physics courses and method of examination, but minimum requirements are set by the SAMDC Professional Board. The institutions accredited to train medical physicists also have to be adequately equipped and staffed to do so and are subjected to regular inspection of staff, syllabi and equipment to ensure maintenance of the required standards.

Fast and Accurate

QA Test-O-Meter for DOSE. The best short and long- term purchase.

Self-contained dose meter with excellent energy dependence using solid state detectors for maximum ease of use



[Low cost]

[Solid state chambers]

[Excellent energy dependence]

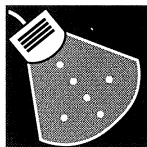
 UNFORS
INSTRUMENTS

Uggledalsvägen 27, S-427 40 Billdal, Sweden
Phone: +46 31 910952, Fax: +46 31 910950

QA Test-O-Meters for X-ray
(conventional, mammo, CT and dental)
Models available for kVp, time, mAs and dose

We Didn't Set the Standards. We Raised Them.

25 Years of Quality Assurance in Radiology



Ultrasound



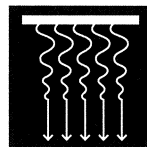
*Diagnostic
Radiology*



*Laser
Alignment*



Mammography



Radiotherapy



Teleradiology

CALL 1-800 GAMMEX 1

Gammex

GAMMEX RMI

2500 West Beltline Hwy. at University Avenue
P.O. Box 620327
Middleton, WI 53562-0327 U.S.A.

1-800-426-6391
1-608-831-1188
FAX 1-608-836-9201