

Medical Physics World

Bulletin of the International Organization for Medical Physics

Adhering National Organizations 1988

Australia • Austria • Belgium • Brazil • Canada • Columbia • Denmark • Federal Republic of Germany • Finland • France • German Democratic Republic • Greece • Hong Kong
 Hungary • India • Ireland • Israel • Italy • Japan • Mexico • Netherlands • New Zealand • Nigeria • Norway • People's Republic of China • Republic of the Philippines • Poland
 Sri Lanka • South Africa • Switzerland • Spain • Sweden • Thailand • United Kingdom • United States of America

President's Message

Dear Colleagues and Friends:

This year IOMP is a quarter of a century old! Such anniversaries are occasions to look back a bit. My own involvement in international medical physics affairs goes back to 1959 when the concept of an international organization for medical physics was first discussed at the International Congress of Radiology in Munich. At that 1959 meeting, the atmosphere was somewhat strained because many of us had not attended international conferences before and had never met our counterparts from other countries. We did not speak a common language. What a contrast to our present meetings, where many of our distant colleagues are now close friends! In these initial discussions at Munich, I represented a local medical physics group which later became the Midwest Chapter of the American

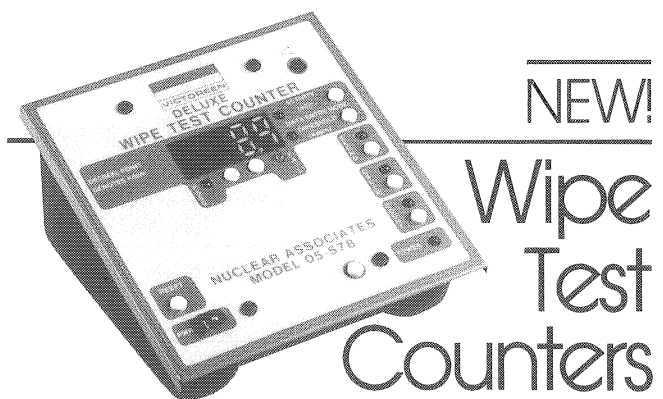
Association of Physicists in Medicine. As a result of the Munich meeting and many subsequent discussions that involved medical physicists worldwide, IOMP was formally established in January of 1963.

I first became an officer, namely, Vice President, of IOMP six years ago, during the presidency of Professor Alexander Kaul. At that time, we had 7 Adhering National Organizations representing countries with slightly less than 38% of the world population. By this year, we have added another eight Adhering National Organizations, and now IOMP includes representation from countries with more than 63% of the world population. I am delighted at this growth, and I feel confident that it indicates that our profession is increasingly being recognized as an important adjunct to medicine. We do not have as many Adhering National Organizations as the World Health Organization

Continued on page 2

TABLE OF CONTENTS

President's Message	1
IOMP Officers	2
Secretary-General's Report	4
The HPA and IPSM	4
Medical Physics in Costa Rica	6
Workshop in Medical Physics	8
QC Course in Diagnostic Radiology	8
Developing Countries Committee	8
MPW Editor's Report	10
Calendar of Events	14
Radiotherapy Dosimetry Course	19
International Collaboration Workshop	22
IOMP Corporate Members	22
Advertising Rates	22



■ Measure surface contamination levels in areas where radiopharmaceuticals are prepared, used or stored.

NUCLEAR ASSOCIATES



A Division of VICTOREEN, INC.
 100 VOICE ROAD
 CARLE PLACE, NY 11514-1593 U.S.A.
 (516) 741-6360

For more details, request Bulletin 407-33

President's Message

has Member States, but, by increasing the membership in IOMP, we are fulfilling one of the fundamental objectives of our organization.

During the last six years, we have had three international congresses, in Hamburg, Espoo, and San Antonio. In addition, we have inaugurated regional meetings, the first of which was held in Chicago, in 1984, and the second in Bombay, in 1986. I am confident that future congresses and regional meetings will take place in many countries which will serve as hosts for the first time. In this way, opportunities will be provided for the sharing of discoveries and knowledge in medical physics, which can be applied in all of our member countries to the improvement of health and well-being. We medical physicists are privileged in that we can share our knowledge freely and openly with one another.

At the San Antonio meeting, we will be sponsoring a special workshop in dosimetry, to be conducted in the Spanish language. Your officers and many others have been spending a great deal of time on this project, especially on fund-raising so that we could support travel expenses for a number of

scientists from Latin American countries.

A very important function at the International Congress is the election of new officers (i.e., Vice President and Secretary General), who will serve for the next three years. Candidates for these offices have been nominated. Professor J. Cunningham now becomes your president. In addition, some restructuring of the membership of several IOMP committees will take place. This restructuring will provide an opportunity for wider participation of members in the affairs of IOMP. The meeting in San Antonio will be a time when you can talk directly with the officers and volunteer to serve on a committee of your choice.

As a final note on my term as president, I want to thank all of you who have been contributing to the success of IOMP. I would like to express my special thanks to two individuals to whom we all owe a great deal for their efforts since the last International Congress. Thank you, Dr. Colin Orton, for being an excellent Editor of *Medical Physics World*, and Dr. Brian Stedeford, for your immense amount of devoted work as Secretary-General.

I look forward to meeting old and new friends from around the world in San Antonio.

With best regards,

Lawrence H. Lanzl, Ph.D.

Officers of the Council/IOMP

President

Lawrence H. Lanzl, Ph.D., Prof.
Medical Physics, Rush-Presbyterian-St. Luke's
Medical Center,
1753 West Congress Parkway, Chicago, Illinois
60612,
U.S.A.

Vice President

John R. Cunningham, Ph.D., Prof.
Ontario Cancer Institute
500 Sherbourne Street
Toronto, Ontario M4X 1K9
Canada

Secretary-General

Brian Stedeford, Ph.D.,
Dept. of Radiation Physics, Churchill Hospital,
Headington, Oxford OX3 7LJ
United Kingdom

Past President

Alexander Kaul, Prof. Dr.
Inst. F. Radiation Hygiene, Federal Health Office,
Ingolstadter Landstr. 1, 8042 Neuherberg,
Federal Republic of Germany

Editorial Board

Colin Orton, Ph.D., Prof., Editor
Gershenson Radiation Oncology Center
Harper-Grace Hospitals
3990 John R
Detroit, Michigan 48201,
U.S.A.

Geoffrey S. Ibbott, M.S., Calendar of Events Editor
University of Colorado Health Sciences Center
4200 East Ninth Avenue (A-031)
Denver, Colorado 80262,
U.S.A.

Alexander Kaul, Prof. Dr., (ex officio)

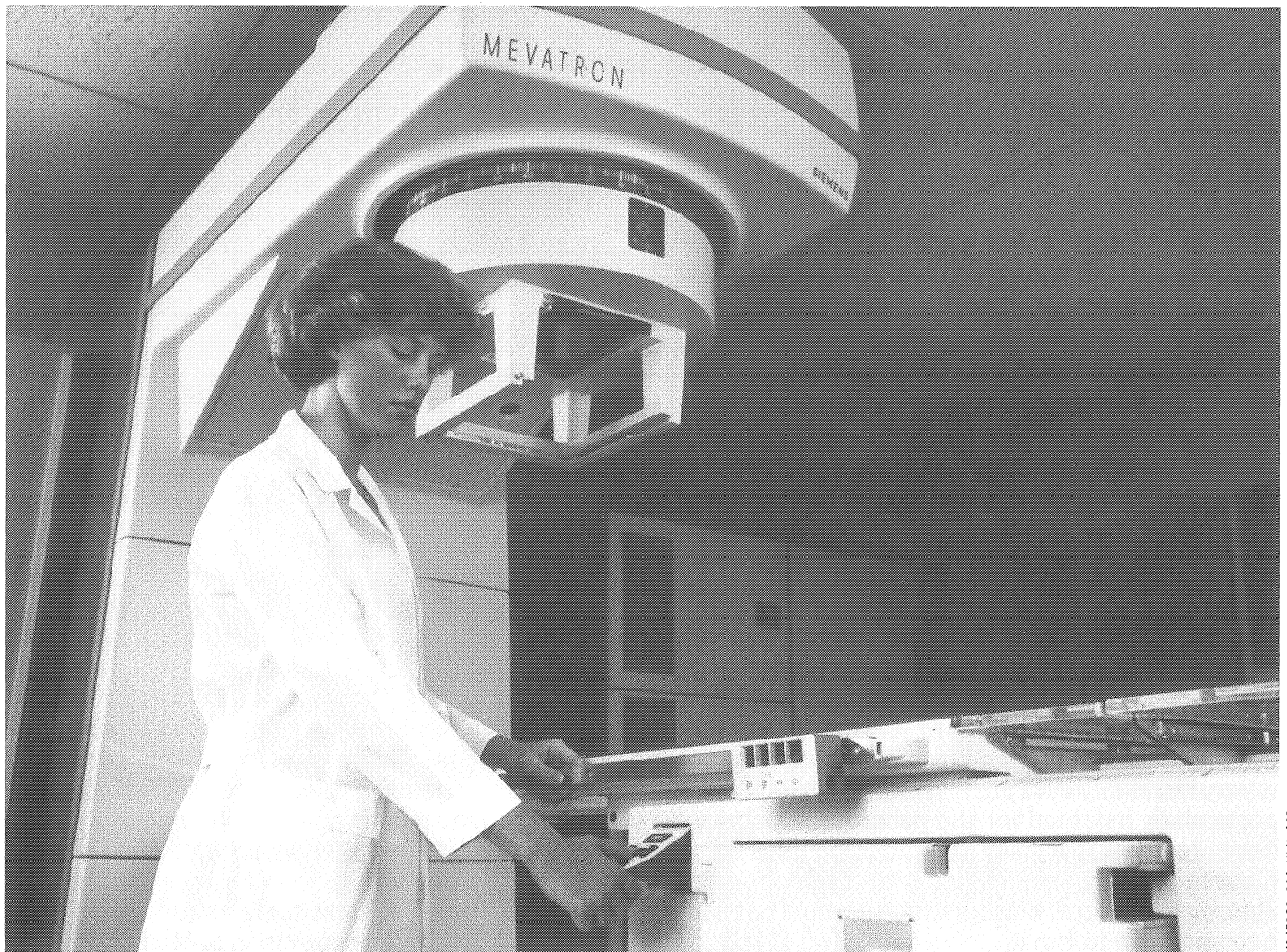
Lawrence H. Lanzl, Ph. D., (ex officio)

Brian Stedeford, Ph.D., (ex officio)

Editorial and Business correspondence should be addressed to Dr. Colin Orton.

Events information should be addressed to Mr. Geoffrey Ibbott. IOMP correspondence should be addressed to Dr. L.H. Lanzl and Dr. B. Stedeford.

SIEMENS



MG/5020-034 NLM 460

Dual Photon Accelerators from Siemens.

The dual photon MEVATRONs from Siemens provide a solution to the double system dilemma. Now, you can acquire one versatile therapy system that does the work of two.

With dual photon performance, these MEVATRONs have the energy range to treat all regions from the head and neck to the abdomen and pelvis. Just choose the low MV or high MV setting as required.

There are other important benefits too. Consider the substantial cost savings of a single treatment system, as well as the greater convenience to your patients, clinical staff and department scheduling. It's the perfect solution. Select from two versions: the MEVATRON MD or MEVATRON KD.

MEVATRON MD

6 MV and 10 MV photons 5 MeV to 14 MeV electrons
or

6 MV and 15 MV photons 5 MeV to 14 MeV electrons

MEVATRON KD

6 MV and 10 MV photons 6 MeV to 21 MeV electrons
or

6 MV and 15 MV photons 6 MeV to 21 MeV electrons
or

6 MV and 23 MV photons 6 MeV to 21 MeV electrons

Siemens Medical Systems, Inc.
186 Wood Avenue South
Iselin, New Jersey 08830

**Siemens...
technology
with integrity.**

Secretary-General's Report

Brian Stedeford

This seems to be the time to look back over what has been achieved in the six years I have been in office, and look forward to what might be achieved in the future.

In 1982 we had 27 national members, as I write we have 35. Hopefully more members may join us at San Antonio. In 1982 we had only one regional group, Europe, now we have also Latin America. The Latin American Group itself was only formed in 1984. Of our new national members, Australia, New Zealand, Columbia, Hong Kong, Peoples Republic of China, Nigeria, Republic of the Philippines and Sri Lanka, many are very young Societies, although we were pleased to welcome the Chinese Society of Medical Physics established in 1981. We have come a long way from our four founder members in 1963, but have further to go. We need more members to join us and several countries have yet to form an organization. It is encouraging that some of the new Societies have acutally been formed in order to join us. Amendment of the statutes planned for the Council meetings at San Antonio should make it easier for Societies to join us.

We have seen the introduction of Corporate Members which increases our income and has helped us to bring members to our meetings at Espoo, Bombay and San Antonio who would not otherwise have been able to join us. It has also strengthened our links with commercial firms which is very necessary if we are to make progress. We are particularly indebted for the generous support we have received for the Radiotherapy Dosimetry Course in Spanish immediately preceding the San Antonio Congress, without which it would not have been possible to run it.

Since the inception of IOMP, our main efforts have been devoted to our triennial Congresses. This is an important means of international cooperation, but it is not the only one. Even with the help we have been able to give it is still only mainly medical physicists from the wealthier nations who can come to our meetings. We need to help all medical physicists. This means cooperating with other international bodies to help run local courses, to provide journals and information, to advise on Education and Training and in whatever ways help may be needed. We have made a start with our Committees for Education and Training and Developing Countries, and we hope the Workshop on International Collaboration planned for San Antonio will show us which way we should be moving. Then we will have to move!

We may need a permanent office, we certainly need more people active in IOMP. Sometimes I

have felt a little like a one-man band! We need to give more thought as to where our meetings are held. Many suggestions for luxurious conference sites come through my post. We need cheap sites so that people from all nations can join us!

During this period, we have seen the formation of the International Union of Physical and Engineering Sciences in Medicine. The next period should see it really take off, but someone has to decide where it should go. Cooperation between physicists and engineers is not always good at local, national or international levels, but it is necessary, and the IUPESM has been formed to help it.

The IOMP is now 25 years old. Let us see if we can make it at least twice as good when it is 50 years old in 2013.

The Hospital Physicists' Association and The Institute of Physical Sciences in Medicine*

The venue for the inaugural meeting of the Hospital Physicists' Association in 1943 was provided by the British Institute of Radiology, the oldest radiological society in the world thereby assisting at the birth of the first Medical Physics society. The formation of the National Health Service in 1948 provided the impetus for continued growth. Over the years, the Association has been constantly involved in scientific, educational and professional matters to the benefit of the profession as a whole. In 1982, the HPA was reorganised as two closely-knit bodies, the Institute of Physical Sciences in Medicine being a charitable organisation with responsibility for the promotion of Medical Physics as a science, whereas the Hospital Physicists' Association deals with the special professional concerns of medical physicists.

The object of IPSM is "to promote, for the public benefit, the advancement of physics and allied physical sciences applied to medicine and biology and to advance public education in this field". The Institute comprises Honorary, Corporate and Non-corporate Members, whose numbers and make-up have developed in parallel with the subject to encompass all aspects of physical science and engineering applied to health care. The current membership of 1500 (in 1987) compares with an initial 50 in 1943. Although graduates in physics still predominate numerically, graduates in other physical science disciplines, including computing and electronic engineering, are also full members of the HPA and IPSM. Full-time employment as a

Continued on page 6



CUTTING WITH CONFIDENCE


AGAIN, AND AGAIN, AND AGAIN

Radiology professionals don't like unnecessary chances. So, when it comes to shielding block cutters, most doctors, technologists and administrators rely on Huestis.

More Huestis Styro-formers are in use than all other shielding block cutters combined, and Huestis is the leading supplier of block cutting accessories and supplies.

Why? Styro-former's incomparably rigid box frame enables consistently true cutting. Other frames just don't meet the Huestis standard.

And Huestis professionalism. We're businesslike, timely and dependable –



The Huestis Styro-former

exactly what you need and what you'd expect from the industry leader.

Only the Huestis Styro-former block cutter, for example, carries the UL label. And only Huestis offers a 2-year warranty.

If you haven't taken a good look at Huestis lately, call our toll-free phone number (800-XRAY222) and ask about the new Styro-former Booster, available for both new and retrofitted machines.

And ask about our "Urgent Delivery" policy of shipping supplies.

Call, and you'll learn why radiology professionals depend on Huestis. Again, and again, and again.

HUESTIS

Huestis Machine Corporation

18 Buttonwood St., Bristol, RI 02809 (401) 253-5500 (800) XRAY222

The HPA and IPSM

physical scientist applied to medicine is a requirement for Corporate Membership. Non-corporate Membership is open to others (including students).

The organisational structure of IPSM is controlled by an elected Board of Directors, headed by the President, who serves for two years.

The Scientific Committee provides opportunities for discussion and collective action on scientific matters. To encourage maximal participation by members, the organisation of scientific meetings and the preparation of special reports are largely delegated to specialist Topic Groups. Open lectures are given each year by eminent workers in science and health care.

The Publications Committee organizes the dissemination of scientific material by publishing a variety of up-to-date reports on Medical Physics topics.

There are also two internationally recognized scientific journals, *Physics in Medicine and Biology* (now in its 32nd volume) and *Clinical Physics and Physiological Measurement* (first published in 1980). Between them, they carry scientific articles covering the whole range of physical science applied to medicine including the validation and use of physical techniques in clinical practice.

The Training and Education Committee and the Health and Safety Committee have been active in advising the Board on matters within their terms of reference.

The HPA is now a registered trade union, having been granted a Certificate of Independence in 1977. It negotiates on salaries and conditions of service and also deals with wider issues of policy within the NHS.

The HPA or IPSM has representatives on many of the expert panels of the BSI and IEC. They also respond to requests for nominations to official advisory committees and working parties. In recent years, there has been heavy involvement in consultations concerning the new Ionising Radiations Regulations, particularly as regards their implementation in medical practice. The Institute's contribution to public health aspects of the Chernobyl accident has been mentioned above.

The IPSM and HPA are affiliated to the International Organisation for Medical Physics via the UK National Committee for Medical Physics and also are members of the European Federation of Organisations for Medical Physics.

**Editor: this article is derived from information supplied by IPSM Secretary General K.J. Carle.*

Medical Physics in Costa Rica

*Patricia Mora, M.Sc.
University of Costa Rica
Costa Rica - America Central*

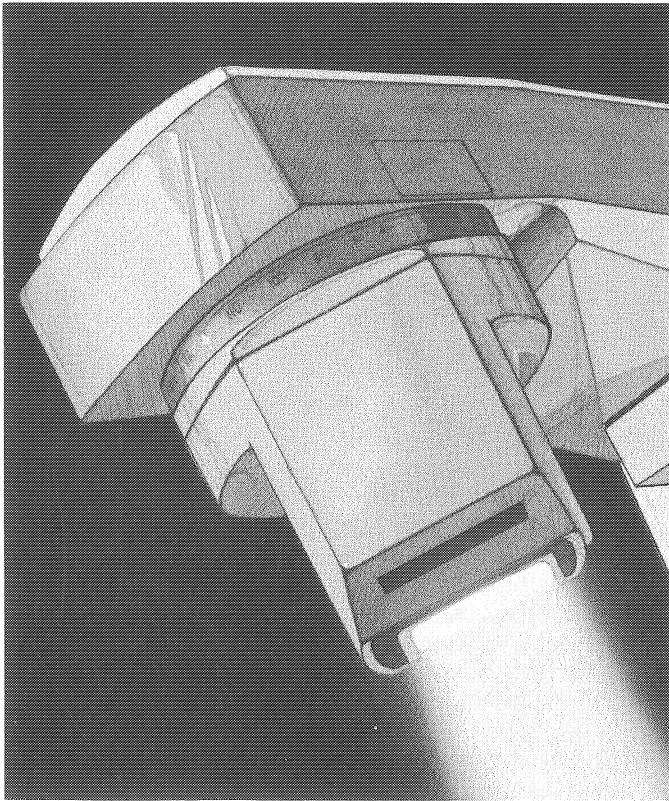
Costa Rica ("Rich Coast") is a small country located between Nicaragua and Panama in Central America. It has beautiful beaches along both the Atlantic and the Pacific Oceans. Costa Rica has only two seasons: rainy and dry. Its climate is perfect; San Jose, its capital, has an average temperature of 76° F. Its flora varies from exotic forests to desert plains. It has no army, instead 90% of the population is literate. Our environment is one of true democracy and political stability. We are pleased that our president received the Nobel Peace Prize in 1987.

Our health system is 97% under the Social Security System which has four modern hospitals in the San Jose metropolitan area. The radiology departments have qualified staff. The equipment ranges from old conventional x-ray models to third generation CT units. Radiation therapy is offered in two of the hospitals. Their workload is very heavy. Their treatment is done with radium needles, cobalt teletherapy and orthovoltage x-ray units. One of the hospitals is starting to replace their radium needles with cesium needles. Both departments have half-time physicists trained in radiotherapy. They rely on an old Victoreen R-meter and a Baldwin-Farmer for their dosimetry. The lack of equipment is very serious; we do no treatment planning. We have no simulator; they are very expensive and besides, the medical staff do not yet see the need for them.

The International Atomic Energy Agency has a program for all Latin American Countries in the area of radiation protection. It is called AR-CAL: Radiation Protection. I started the coordination of this program last year in Costa Rica. Through it we receive help from experts and some equipment. Last year, our National Atomic Energy Commission with support from the International Centre for Theoretical Physics (ICTP) in Trieste, Italy, arranged a five year contract with Dr. John R. Cameron, Professor Emeritus of the University of Wisconsin-Madison to come to Costa Rica for at least three weeks each year.

Dr. Cameron was pleased to assist me with the development of Medical Physics in Costa Rica. During his first visit in March 1987, our main goal was to study the situation of medical physics in Costa Rica. We visited and gave lectures at the main hospitals. We emphasized the importance of a quality control program for diagnostic radiology. With this in mind, during the year we worked on the development of simple and inexpensive QC test

Continued on page 8



For radiation therapy, portal imaging, simulation, and treatment planning, Kodak offers:

- More products
- More options
- More results

Equally important is the support provided by your Kodak sales representative. There's no better source of advice for selecting the most appropriate imaging products and techniques for the specialized work you do. For details, call 1-800-242-2424.

IMAGES TO IMPROVE HEALTHCARE. KODAK.

The new vision of Kodak



Medical Physics in Costa Rica

tools in diagnostic radiology to give to the departments.

Dr. Cameron returned January 1988. On this occasion we built four QC kits which contain: a multipurpose phantom for radiography, fluoroscopy and mammography equipment; a simple timer; a KV Stanton step wedge; a simple densitometer and an electret dosimeter (which we are still working on!) The course was a complete success, mainly because the participants (chief radiographers) could take with them tools to test their x-ray units. The QC equipment is on loan for a year; if they use it satisfactorily they will be able to keep it indefinitely.

A poster on these simple and inexpensive test tools will be presented at the World Congress of Medical Physics, to be held at San Antonio, Texas, August 1988. We believe that many Third World countries have the same problem as Costa Rica and we hope our ideas may be of some help to them. A copy of a paper describing these QC test tools is available from the author.

For 1989 we plan to offer a one-week course on quality control in diagnostic radiology and radiation dosimetry. Through the ICTP we have funds for travel expenses for ten Latin American participants. Some participants will be loaned a quality control kit to take home. The course will be given in Spanish, January 23-27, 1989, in San Jose, Costa Rica. Information and application forms are available from the author.

Dr. Cameron again this year brought more books and equipment. Now we have a used Eberline TLD reader (TLR-5), an RMI ultrasound phantom, and a Vigilant II diode dosimeter. He brought a Baldwin-Farmer chamber calibrated by the University of Wisconsin Accredited Dosimetry Calibration Laboratory. For a Third World country, used equipment that works is always welcome.

Medical physics is just starting in Costa Rica, as it might be in other Third World Countries. We face many problems but there is nothing that with effort we cannot achieve.

Workshop in Medical Physics

A "Workshop in Medical Physics" will be held in San Carlos de Bariloche, Argentina, from 14th to 18th November, 1988. The official languages are Spanish and English. For further information please write to:

Dr. Oman Bernaola
Depto. Radiobiologia - C.N.E.A.,
Av. Libertador 8250,
1429-Buenos Aires,
Argentina

Announcement

QC Course in Diagnostic Radiology

The School of Physics of the University of Costa Rica will host a 5-day course on "Quality Control and Dosimetry in Diagnostic Radiology for Developing Countries" January 23-27, 1989 in San Jose, Costa Rica. The course, which will be sponsored by the International Centre for Theoretical Physics (ICTP) in Trieste Italy will consist of lectures, demonstrations and laboratory exercises in Hospital Mexico in San Jose. Emphasis will be on the use of simple QC test tools. Partial travel support will be available with funds provided by the ICTP. Preference for travel support will be given to those physicists who plan to initiate QC programs and to participants who receive some travel support from their own institutions. The course will be limited to 20 participants and all lectures will be in Spanish. Deadline for applications is September 30, 1988. For further information and application forms contact the course director: Patricia Mora, Escuela de Fisica, Universidad de Costa Rica, San Jose, Costa Rica, Central America. Phone: (506) 53 70 17 or telex 2544 UNICORI.

Developing Countries Committee

The Committee has been informed about the availability for donation to developing countries of the following issues of journals within our field:

Physics in Medicine and Biology, July 1979 - Dec. 1986
Health Physics, January 1968 - November 1986
Science, October 1965 - September 1980
Acta Radiologica Therapy, February 1962 - 1979
Acta Radiologica Diagnostic, 1969 - 1980.

Departments in developing countries who are interested in these journals are kindly requested to send an application to the Committee before the San Antonio Meeting. Please indicate the size of your department, your activities in various fields of medical physics, the staffing etc. as well as your possible connection to universities or teaching hospitals. You should also confirm whether you now subscribe or intend to subscribe to the journals in the future.

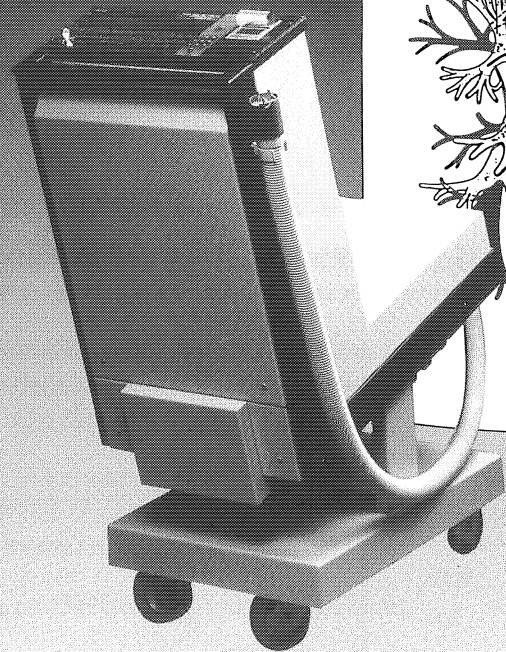
Through Dr. C. Taylor, who has been working for many years at IAEA, the Committee has been informed about the increasing problem of sealed sources and their use and disposal in developing countries. The Committee would like to take up these problems during the San Antonio Conference. If you have any viewpoints or any problems related to this theme, please let us know before the Conference. You can write to any of the members of the Committee.

Professor
Rune Walstam
Chairman
Dept. of Radiation Physics
P.O. Box 60204
S-104 01 STOCKHOLM,
Sweden

Professor
Cafiero Franconi
Secretary
Dept. of Internal Medicine
2nd University of Rome
Via O. Raimondo
00173 ROME, Italy

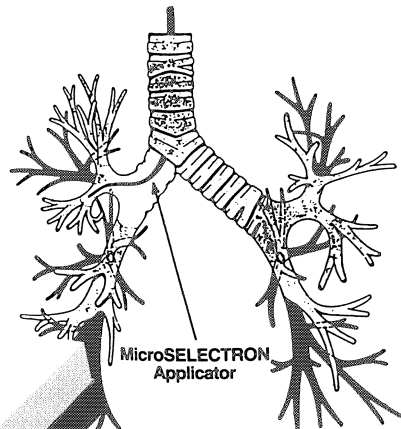
CANCER TREATMENT

There is only one word for remote afterloading **SELECTRON**



Interstitial developments

TRACHEO-BRONCHIAL TREE



MicroSELECTRON LDR/HDR

- Interstitial and intraluminal remote afterloading systems
- MicroSELECTRON LDR, 15 channel low dose rate system using iridium ribbons or wires
- MicroSELECTRON HDR, 1 channel high dose rate system (optional 16 channel indexer)

Application examples

- Bronchus
- Breast
- Prostate
- Head and neck
- Esophagus
- Brain
- Endometrium
- Intraoperative

Outpatient bronchial treatment

- An intraluminal radiation boost can dramatically improve breathing
- Low dose rate treatment can be given in a single insertion of 2 to 20 hours depending on activity of sources
- High dose rate treatment can take approximately 10 minutes (usually 5 fractions are given)

LDR-MDR-HDR-INTRACAVITARY-INTERSTITIAL-BRACHYTHERAPY PLANNING

Detailed information from:

U.S.A.

Nucletron Corporation
9008 Red Branch Road
Columbia MD 21045
Phone (301)964-2249
Telex via WUI650/2611769

Italy

Nuclital S.R.L.
Viale Montesanto 1
20124 Milan
Phone (02)6551582/3 (r.a.)
Telex 340313 soltel i

Hong Kong

Nucletron Far East (HK) Ltd.
Success Commercial Bldg. 14/FA
245-251 Hennessy Road
Wanchai
Phone (5)8336797
Telex 83874 nucle hx

The Netherlands

Nucletron Trading b.v.
Rijksstraatweg 269
P.O. Box 110
3956 ZT Leersum
Phone (0)3434-54224
Telex 47707 nucl nl

United Kingdom

Nucletron Trading Ltd.
Linenhall House
88-90 Watergate Street
Chester CH1 2LF
Phone (0244)319977
Telex 617183 nucl g

India

Nucletron Trading PVT Ltd.
3, Parsn Villa-
56, Luz Church Rd.
P.O. Box 605 Mylapore
Madras-600.004
Phone (44)73277
Telex 41-8010 nucl in

Spain

Nuclespa
Avda. Fco. Margenat,
20 Torre 3
San Cugat del Vallès
Barcelona
Phone (3)6744298
Telex 52285 alde a e

Medical Physics World

Editor's Report

Medical Physics World is flourishing both financially and informatively. As can be seen from the Balance Sheet, the new Editorial Office started rockily in 1986, losing about \$1500 U.S. on Vol. 2, No. 1, despite a \$500 IOMP subsidy (and \$56 transferred by previous Editor Prof. Lanz!!) This loss was due to start-up costs at the printer's and low advertising income. Since that time a concerted effort has been made to increase advertising income and MPW has shown a profit for all successive issues. It is projected that we will have accumulated a profit of about \$3500 U.S. by the time of the 1988 Congress. This money is needed in the reserves since the printer always wants to be paid upon delivery, whereas the advertisers will only pay their bills after they see their ads in print.

From the Balance Sheet it might be noticed that the projected cost of mailing Vol. 4, No. 1 is more than double that of previous issues. This is because we plan to begin using Air Mail to most countries as opposed to Surface Mail employed in the past. This is expensive and we certainly did not have the funds to do this before. The unfortunate delays experienced by several member organizations in receiving earlier issues should be alleviated in the future.

Also from the Balance Sheet, it will be observed that our circulation has gradually increased from 8300 up to 9400. This is partly due to the increase in members of adhering national organizations and partly to increased circulation to medical physicists in non-member nations. We are now sending copies to medical physicists in over fifty countries.

One of the most successful of our endeavors is the **Calendar of Events**, most ably edited by Geoffrey Ibbott. Thanks to Geoff's efforts, we now have the most extensive listing of medical physics meetings available anywhere and this is an invaluable service to both conference directors and to readers.

Finally, we are very grateful indeed to our advertisers, without whom **Medical Physics World** could not exist. Our advertising rates are relatively high, because these are our only sources of income. However, since MPW is distributed to practically every medical physicist in the World, an ad in MPW is almost certainly cost-effective. One advertiser who deserves special mention is Hy Glasser of Nuclear Associates. He has come to our rescue on several occasions to prevent us from going into the red by paying a significant premium for his ad on the front page. We are very appreciative of this support as well as that of all our other loyal advertisers.

Colin G. Orton, Ph.D.
Editor
May, 1988

BALANCE SHEET (January 1986 - July 1988)

YEAR	1986		1987		1988	
Issue	Vol. 2, No. 1	Vol. 2, No. 2	Vol. 3, No. 1	Vol. 3, No. 2	Vol.4, No. 1 (Projected)	
Copies	8300	8500	9100	9300	9400	
Pages	32	24	28	28	24	

INCOME (in \$ U.S.)


Advertising	7065	7945	10584	9625	11250	
IOMP Subsidy	500	500	500	500	0	
MPW Transfer	56	—	—	—	—	
Total Income	7621	8445	11084	10125	11250	

EXPENSES (in \$ U.S.)

Printing	8200	6745	7490	7440	7500	
Mailing	860	650	1415	1375	3000	
Miscellaneous	55	50	95	105	100	
Total Expenses	9115	7445	9000	8920	10600	
Profit (Loss)	(1494)	1000	2084	1205	650	

Victoreen's NERO™/DXS-II

Diagnostic X-Ray Quality Assurance



- Simultaneous Measurement of kVp, Exposure Time, and Dose, all Performed Noninvasively.
- Compliance Reports — Beam Quality, Reproducibility, Accuracy, and mAs Linearity — On Screen or Hard Copy.
- Radiographic, Fluoro, Cine, Dental, Tungsten Target Mammo, and Molybdenum Target Mammo Capabilities.
- User-Definable Test Procedures.
- IBM Compatible Software.
- External Input for CT Dose Probe or Parallel Plate Ion Chamber.

Victoreen's latest addition to the NERO™ family, the NERO™/DXS-II, proves, yet again, that Victoreen has the needs of its customers in mind. NERO™, together with the IBM compatible DXS-II software and a Zenith laptop computer, can now perform Quality Assurance testing on all generators and tubes used in diagnostic radiology. The compact and rugged 3.5 inch floppy disks used in the laptop computer provide

data archival and eliminate the need to have a bulky printer on-site. And the optional Zenith Z-183 computer, has an internal 10 MB hard drive making data storage even easier.

The DXS-II software package provides the ultimate in flexibility. It allows you to define your own protocols, and save them on disk. Reports may be custom designed, or use the predesigned compliance reports provided. Radiation and kV waveforms may be displayed on the supertwist, backlit LCD, or hard-copied with the included printer. Data may be edited after the measurements have been made to allow you to salvage test runs which contain erroneous data. And for quick checks, NERO™ may be used with or without the computer.

The latest technology leads to:



Victoreen, Inc.
6000 Cochran Road
Cleveland, Ohio 44139-3395 U.S.A.
(216) 248-9300 FAX (216) 248-9301

UP TO 33% FEWER RETAKES.

Quality healthcare and cost control are our motivation.

That's why we have designed the Chest-A-Line IV Laser System. It allows up to 33% fewer retakes in chest x-rays.

Patient movement is detectable prior to exposure. Laser lines mark the top and sides of the film, while a center laser line marks the spine.

The unique design of the Chest-A-Line IV System reduces the incidence of cutoff apices, even on larger patients.

All of this translates into fewer retakes.

Fewer retakes mean less patient radiation exposure. Fewer retakes also save time and money.

Our Chest-A-Line IV System is adaptable to all radiographic systems.

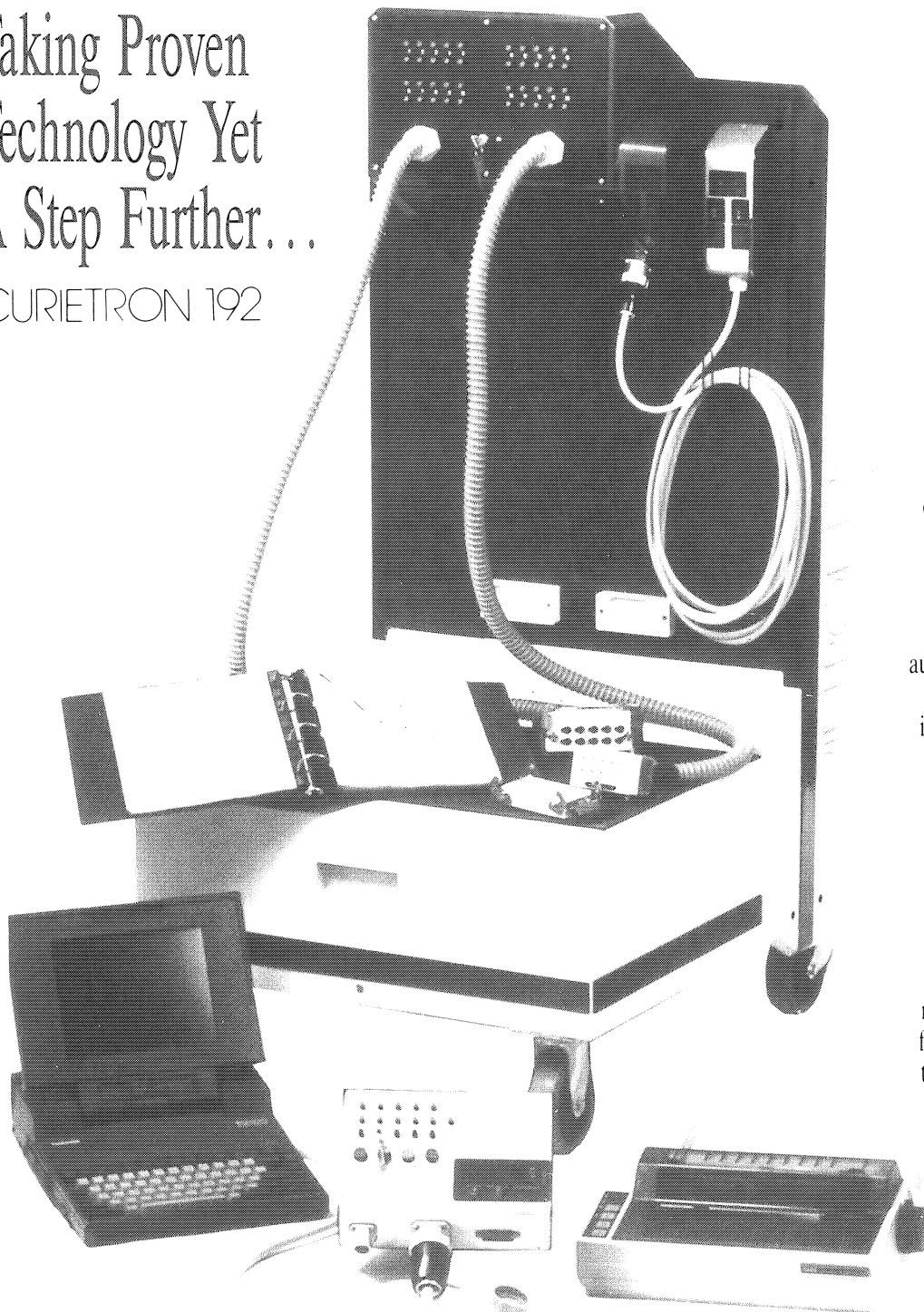


We have the state-of-the-art laser alignment equipment that will help improve the quality of your healthcare. For more information, call Gammex today.

**THE CHEST-A-LINE IV LASER SYSTEM FROM:
GAMMEX LASERS**

Taking Proven Technology Yet A Step Further...

CURIETRON 192



The CURIETRON 192 Remote Afterloaders are product of over twenty years of experience in the field of Brachytherapy.

It is an advanced microprocessor controlled system with a microcomputer for the simplest, most comprehensive Brachytherapy data handling available.

The system features twenty independent channels with automatic shut-down, allows for interstitial, intraluminal and intracavitary treatments, and is among the safest and most convenient therapeutic devices of its kind.

Find out why the CIS-US Inc. line of products, including the CURIETRONS Ir 192 HDR and Cs 137 LDR/HDR are rapidly becoming the standard for advanced Brachytherapy in the U.S. and around the world.



cis/us, inc. 10 de angelo drive
bedford, ma 01730

(800) 221-7554 • in ma: (617) 275-7120

a subsidiary of Compagnie
ORIS Industrie S.A.
Outside the U.S. & Canada
INTERNATIONAL CIS
BP32-91192 GIF-SUR-YVETTE CEDEX
Telephone: 69 08 26 15

cis/us, inc. 10 de angelo drive • bedford, ma 01730

Name _____
Title _____ Dept. _____
Institution _____
Address _____
City _____
State _____ Zip _____
Telephone () _____

- Please have a sales person contact me to arrange for a presentation.
- Our facility is interested in purchase/lease/rental options: please contact me by telephone to discuss the details.
- Place my name on your permanent mailing list.

CALENDAR OF EVENTS

Geoffrey S. Ibbott, Editor

1988

July 4 - 8

Health Physics Society, 33rd Annual Meeting, Sheraton Boston, Hynes Convention Center, Boston, Massachusetts, U.S.A. (Mr. R.J. Burk, Health Physics Society, 8000 Westpark Drive, Suite 400, McLean, Virginia, U.S.A. 22101 [703-790-1745]).

July 11 - 15

Joint INTERMAG and Magnetism and Magnetic Materials Conference, Vancouver, British Columbia, Canada (Technical Activities Department, The Institute of Electrical and Electronics Engineers, Inc., 345 East 47th Street, New York, New York, U.S.A. 10017).

July 17 - 22

10th World Congress of the International Federation of Hospital Engineering (FHE) Congress '88, Edmonton, Alberta, (Laurie A. Alcorn, Convention Program Consultant, Alberta Hospital Association, 10025-108 Street, Edmonton, Alberta T5J 1K9, Canada).

July 18 - 22

8th Regional Conference of Europe and Africa of the International Society of Radiographers and Radiological Technicians, Finland (Ms. V. Crown, 38 High Ashton, Kingston Hill, Kingston, Surrey KT2 7QL, United Kingdom).

July 19 - 21

2nd Biennial Meeting of the International Photodynamic Association, 4th Biennial Meeting of the European Laser Association and 6th Annual Meeting of the British Medical Laser Association, London Hilton Hotel, London, United Kingdom (J.A.S. Carruth FRCS, Postgraduate Centre, Royal South Hants Hospital, Graham Road Southampton, England SO9 4PE).

July 24 - 29

NMR Proton Imaging Summer School, Aberdeen, Scotland (Dr. Margaret A. Foster, Department of Biomedical Physics, University of Aberdeen, Foresterhill, Aberdeen AB9 2ZD, Scotland, United Kingdom).

July 31 - August 5

AAPM Summer School: "Computers in Medical Physics", St. Edward's University, Austin, Texas, U.S.A. (AAPM Executive Officer, 335 East 45th Street, New York, New York, U.S.A. 10017).

August 3 - 7

Practical Course of Physical Dosimetry in Radiotherapy (in Spanish), organized by the American Association of Physicists in Medicine (AAPM), Asociacion Latinoamericana de Fisica Medica, the International Organization for Medical Physics (IOMP), Sociedad Espanola de Fisica Medica. University of Texas Health Science Center and the Cancer Therapy and Research Center, San Antonio, Texas, U.S.A. (Dr. Brian Stedeford, Secretary General, IOMP, Department of Radiation Physics, Churchill Hospital, Oxford OX3 7LJ).

August 6 - 13

World Congress on Medical Physics and Biomedical Engineering, 15th International Conference on Medical and Biological Engineering, 8th International Conference on Medical Physics, 6th International Conference on Mechanics in Medicine and Biology, 30th Annual Meeting of the American Association of Physicists in Medicine, and 41st Annual Conference on Engineering in Medicine and Biology, San Antonio, Texas, U.S.A. (Gary D. Fullerton, Ph. D., Department of Radiology, The University of Texas Health Sciences Center, 7703 Floyd Curl Drive, San Antonio, Texas, U.S.A. 78284).

August 13

Joint U.S./Scandinavian Symposium of Future Directions of Computer-Aided Radiotherapy, sponsored by the National Cancer Institute and the AAPM, Hyatt Hotel, San Antonio, Texas, U.S.A. (Edward L. Chaney, Symposium Chair, Department of Radiation Oncology, University of North Carolina, Chapel Hill, North Carolina, U.S.A. 27514 [919-966-1101]).

August 14 - 19

XIII International Conference on Magnetic Resonance in Biological Systems, Madison, Wisconsin, U.S.A. (Prof. J.L. Markley, Department of Biochemistry, University of Wisconsin, 420 Henry Mall, Madison, Wisconsin 53706, U.S.A. [Phone: 608-263-9349. Tlx. 26 54 52]).

August 15 - 17

3rd Congress of The South African Society of Nuclear Medicine, Bloemfontein (The Administrative Officer, Nuclear Medicine Congress, P.O. Box 4345, Bloemfontein, 9300).

August 15 - 19

International Symposium on Applications of Dynamic Functional Studies in Nuclear Medicine in Developing Countries, Vienna, Austria (Conference Service Section, IAEA, P.O. Box 100, A-1400 Vienna, Austria).

August 20 - 26

7th Annual Meeting of the Society of Magnetic Resonance in Medicine, San Francisco, California, U.S.A. (SMRM Business Office, 15 Shattuck Square, Suite 204, Berkeley, California 94704, U.S.A. [415-841-1899]).

August 22 - September 2

NATO Summer School: A Methodological Approach to Multinuclear Magnetic Resonance in Liquids and Solids-Chemical Applications, Acquafredda di Maratea, Italy (Professor P. Granger, Institute de Chimie, Universite Louis Pasteur, BP 296/R8, F-67008 Strasbourg Cedex, France).

August 28 - September 2

Engineering and Physical Sciences in Medicine 1988, University of Queensland, Brisbane, Australia (Conference Secretariat, UniQuest Ltd., University of Queensland, St. Lucia Qld. 4067, Australia).

August 29 - September 3

XXIV Ampere Congress on Magnetic Resonance and Related Phenomena, Poznan, Poland (Dr. S. Hoffman, Instytut Fizyki Molekularnej PAN, ul. Smoluchowskiego 17/19, 60-179 Poznan, Poland).

August 29 - September 3

5th International Symposium on Hyperthermic Oncology, Sponsored by the Japanese Society of Hyperthermic Oncology, Kyoto International Congress Hall, Kyoto, Japan (Secretariat 5th I.S.H.O., Health Research Foundation, Matsuo Building 4F, Kawaramachi Marutamachi Sagaru, Kamigyo-ku, Kyoto 602, Japan).

September 1 - 3

Australian Society for Ultrasound in Medicine 18th Annual Scientific Meeting, Gold Coast, Queensland (Dr. G. O'Brien, 225 Wickham Terrace, Brisbane, Queensland, 4000 Australia).

September 1 - 3

5th International Selectron Users' Meeting, Scheveningen, Holland (Nucletron Trading LTD, Linenhall House, 88-90 Watergate Street, Chester CH1 2LF, England [0244 319977]).

September 2 - 4

ESTRO Teaching Course on Quality Assurance of Equipment for External Beam Therapy, Den Haag, The Netherlands (ESTRO Secretariat, Department de Radiotherapie, Clinique Saint-Raphael, 35 Chemin des Capucines, B-3000 Louvain, Belgium [016-21 22 31]).

September 4 - 8

7th Annual Meeting of the European Society for Therapeutic Radiology and Oncology, Den Haag, Nederland (ESTRO Secretariat, Department de Radiotherapie, Clinique Saint-Raphael, 35 Chemin des Capucines, B-3000 Louvain, Belgium [016-21 22 31]).

September 5 - 9

Teaching Course on Nuclear Magnetic Resonance, Trondheim, Norway (Ms. I.S. Gribbestad, The MR Center, N-7034 Trondheim, Norway).

September 6 - 8

Industrial Radiation and Radioisotope Measurement Applications, Sponsor: American Nuclear Society, Pinehurst, North Carolina, U.S.A. (Mr. Robin P. Gardner, Department of Nuclear Engineering, North Carolina State University, Box 7909, Raleigh, North Carolina, U.S.A. [919-737-3378]).

September 6 - 9

International Symposium and Exhibition on Fiber Optics, Optoelectronics and Laser Applications, Boston, Massachusetts, U.S.A. (SPIE, P.O. Box 10, Bellingham, Washington, U.S.A. 98227 [206-676-3290]).

September 7 - 9

Biological Engineering Society 28th Annual General Meeting: Clinical Application of Biomechanics, University of Salford, United Kingdom (The Secretary, Biological Engineering Society, Royal College of Surgeons, 35 Lincolns Inn Fields, London WC2A 3 PN, United Kingdom [01-242 7750]).

September 11 - 13

2nd International Symposium: Intraoperative Radiation Therapy, Innsbruck, Austria (Prof. Dr. H. Frommhold, Chairman of the Department of Radiation Therapy, University of Innsbruck, Anachstrasse 35, 6020 Innsbruck, Austria).

September 11 - 14

L.H. Gray Trust Meeting on the Biological Effects of Low Doses of Radiation, Oxford, United Kingdom (Mr. K.F. Baverstock, MRC Radiobiology Unit, Chilton, Didcot, Oxon. OX11 ORD, United Kingdom [0235 834393]).

September 12 - 13

European Workshop on Nuclear Magnetic Resonance: Seminar on Contrast in MRI and MRS, Trondheim, Norway (Ms. I.S. Gribbestad, The MR Center, N-7034 Trondheim, Norway).

September 12 - 16

Nuclear Medicine Computer Course (Standard), Victoria Hospital, London, Ontario, Canada (Dr. T.D. Craddock, Department of Nuclear Medicine, Victoria Hospital, 375 South Street, London, Ontario N6A 4G5 Canada).

September 12 - 16

7th International Conference on Radiation Shielding, Bournemouth, Hampshire UK (Mr. A.K. McCracken, Winfrith Atomic Energy Establishment, UKAEA, Dorchester, Dorset DT2 8DH, UK [Dorchester (0305) 63111 ext 2672]).

September 13 - 17

XV Congress of the European Society of Neuroradiology, Wurzburg, West Germany (Abteilung fur Neuroradiologie in der Kopfklinik, Universitat Wurzburg, Joseph Schneider Strasse 11, D-8700 Wurzburg, West Germany [931/201-2629]).

September 14 - 17

Medical Physics 88, Annual Scientific Meeting of DGMP and OGMP, Tübingen, Federal Republic of Germany (Prof. Dr. F. Nusslin, Radiologische Klinik, Lehrstuhl und Abteilung Medizinische Physik, D-7400 Tübingen [07071/292172]).

September 14 - 17

3rd International Conference on Dose, Time, and Fractionation in Radiation Oncology, "Prediction of Response in Radiation Therapy: The Physical, Biological, and Analytical Basis", (co-sponsored by the AAPM), University of Wisconsin, Madison, Wisconsin, U.S.A. (Bhudatt Paliwal, Ph.D., University of Wisconsin, Radiation Oncology and Medical Physics, 600 Highland Avenue K4/B100, Madison, Wisconsin, U.S.A. 53792 [608-263-8500]).

September 19 - 23

Nuclear Medicine Computer Course (Advanced), Victoria Hospital, London, Ontario, Canada (Dr. T.D. Craddock, Department of Nuclear Medicine, Victoria Hospital, 375 South Street, London, Ontario N6A 4G5 Canada).

September 22 - 24

Training and Education of and by Medical Physicists, Poland (O.A. Chomicki, Klinika, Endokrynologii, Szpital Beilanski ul. Cegtowska 80, 01-809, Warszawa, Poland).

September 25 - 29

5th International Symposium on Bioluminescence and Chemiluminescence, Florence, Bolgona, Italy (O.E.C., Via G. Modena. 19, 50121 Florence, Italy).

September 29 - 30

American College of Nuclear Physicians and Society of Nuclear Medicine Joint Symposium on Biology of Radionuclide Therapy, Loews L'enfant Plaza Hotel, Washington, DC (Gary S. Dikeos, American College of Nuclear Physicians, 1101 Connecticut Avenue, NW, Suite 700, Washington, DC 20036, U.S.A. [202-857-1135]).

September 29 - October 1

4th International Meeting on Progress in Radio-Oncology, Vienna, Austria (Dr. B. Stadler, Secretary, IV Meeting, University Clinic for Radiotherapy and Radiobiology, Alserstr. 4, 1090 Vienna, Austria).

October 3 - 7

4th International Symposium on Radiation Physics, International Radiation Physics Society, Sao Paulo, Brazil (Prof. Dr. Ivan Nascimento, Directo, Instituto de Fisica, Universidade de Sao Paulo, Cidade Universitaria, C.P. 20516, Sao Paulo, Brazil):

October 9 - 14

American Society for Therapeutic Radiology and Oncology, New Orleans Hilton, New Orleans, Louisiana, U.S.A. (American Society for Therapeutic Radiology and Oncology, 1101 Market Street, 14th Floor, Philadelphia, Pennsylvania, U.S.A. 19107-2990 [215-574-3180]).

October 10 - 14

College and International Conference on Medical Physics, Trieste, Italy (CIP, P.O. Box 586, Miramare, Strada Costiera 11, 34100 Trieste, Italy).

October 10 - 14

International Symposium on Nuclear Medicine (ISNM'88), Beijing, China (Secretariat of International Symposium on Nuclear Medicine, The Capital Nuclear Medicine Center, PUMC Hospital, CAMS, Beijing, China).

October 15 - 17

5th National Conference on Biomedical Physics and Engineering with International Participation, Sofia, Bulgaria (Assoc. Prof. M. Markov, Department of Biophysics, Biological Faculty, Sofia University, 8, Dragan Tzankov Blvd, Sofia 1000, Bulgaria).

October 17 - 21

5th Meeting of the World Federation for Ultrasound in Medicine and Biology, Convention Center, Washington, DC., U.S.A. (AIUM Convention Department, 4405 East-West Highway, Suite 504, Bethesda, Maryland, U.S.A. 20814).

October 18 - 21

25th Congress of the Association for Medical Radiology in the DDR (MR Prof. Dr sc.med. M. Luning, Institut für Röntgendiagnostik, Schumanstr. 20/21 DDR, 1040 Berlin, [Tel: 2 86 20 78]).

October 24 - 28

Nuclear Medicine Computer Course (Standard), Amsterdam, Netherlands (Ms. E. Busemann-Sokole, Department of Nuclear Medicine, Amsterdam Academic Medical Centre, Meibergdreef 9, 1005 AZ Amsterdam Zuidoost, The Netherlands).

October 30 - November 6

10th International Congress, American Society for Photobiology, Jerusalem, Israel (ASP, 8000 Westpark Drive, Suite 400, McLean, Virginia, U.S.A. 22102 [703-790-1745]).

November 6 - 9

12th Symposium on Computer Applications in Medical Care, Sheraton Washington Hotel, Washington, DC., U.S.A. (The George Washington University Medical Center, Office of Continuing Education, 2300 K. Street, N.W., Washington, DC, U.S.A. 20037).

November 7 - 11

Nuclear Medicine Computer Course (Standard), Victoria Hospital, London, Ontario, Canada (Dr. T.D. Craddock, Department of Nuclear Medicine, Victoria Hospital, 375 South Street, London, Ontario N6A 4G5 Canada).

November 14 - 18

Workshop in Medical Physics, San Carlos de Bariloche, Argentina (Dr. Oman Bernaola, Department of Radiobiología C.N.E.A., Av. Libertador 8250, 1429 Buenos Aires, Argentina).

November 27 - December 2

Joint Meeting of the AAPM with the Radiological Society of North America, Chicago, Illinois, U.S.A. (AAPM Executive Officer, 335 East 45th Street, New York, New York, U.S.A. 10017 [212-661-9404]).

December 4 - 8

Health Physics Society 22nd Midyear Topical Meeting on Radiation Instrumentation, Hilton Palacio del Rio, San Antonio, Texas, U.S.A. (Mr. John Hageman, Southwest Research Institute, 6220 Culebra Road, San Antonio, Texas, U.S.A. 78284 [512-522-2027]).

December 6 - 8

The British Medical Ultrasound Society 20th Annual Scientific Meeting, Glasgow Conference Centre, Scotland (Mrs. L. Blench, General Secretary, BMUS, 36 Portland Place, London WIN 3DG, England).

December 14 - 16

International Symposium on Magnetic Resonance Imaging New Delhi, India (Dr. N. Prasad, Department of Radiology, Baylor College of Medicine, Houston, Texas 77030, U.S.A. [Tel: 713-799-4415]).

1989

January 19 - 20

Electrical Stimulation of Muscle, Hexham General Hospital, Northumberland, United Kingdom (Dr. R.J. Minns, Regional Medical Physics Department, Durham Unit, Dryburn Hospital, Durham, England).

January 23 - 27

Nuclear Medicine Computer Course (Standard), Victoria Hospital, London, Ontario, Canada (Dr. T.D. Craddock, Department of Nuclear Medicine, Victoria Hospital, 375 South Street, London, Ontario N6A 4G5 Canada).

January 23 - 27

Quality Control and Dosimetry in Diagnostic Radiology for Developing Countries, sponsored by the International Centre for Theoretical Physics, Trieste, Italy, University of Costa Rica, San Jose, Costa Rica (Patricia Mora, Escuela de Fisica, Universidad de Costa Rica, San Jose, Costa Rica, Central America).

March 6 - 10

Nuclear Medicine Computer Course (Standard), Victoria Hospital, London, Ontario, Canada (Dr. T.D. Craddock, Department of Nuclear Medicine, Victoria Hospital, 375 South Street, London, Ontario N6A 4G5 Canada).

March 18 - 20

9th Annual Meeting, North American Hyperthermia Group, Westin Hotel, Seattle, Washington, U.S.A. (Ms. Meg Keiser, 1101 Market Street, 14th Floor, Philadelphia, Pennsylvania, U.S.A. 19107 [215-574-3153]).

March 19 - 23

Radiation Research Society Annual Meeting, Westin Hotel, Seattle, Washington, U.S.A. (Meg Keiser, Radiation Research Society, 1101 Market Street, 14th Floor, Philadelphia, Pennsylvania, U.S.A. 19107 [215-574-3153]).

April

International Conference of Radioactive Waste Management, United Kingdom (The Secretariat, British Nuclear Energy Society, at the Institution of Civil Engineers, 1-7 Great George Street, Westminster, London SW1P 3AA United Kingdom [01-222 77 22]).

April 4 - 7

INTERMAG: International Magnetics Conference Sponsored by Magnetics Society, Institute of Electrical and Electronics Engineers, Washington, DC., U.S.A. (Technical Activities Department, The Institute of Electrical and Electronics Engineers, Inc., 345 East 47th Street, New York, New York, U.S.A. 10017).

April 11 - 15

15th L.H. Gray Conference on the Radiobiology of Human Cells and Tissues, Eliot College, University of Kent at Canterbury, United Kingdom (Dr. G.G. Steel, Radiotherapy Research Unit, The Institute of Cancer Research, Clifton Avenue, Sutton, Surrey SM2 5PX, United Kingdom).

April 15 - 19

18th Annual Meeting, American Radium Society, St. Thomas, US Virgin Islands (Office of the Secretariat, 1101 Market Street, 14th Floor, Philadelphia, Pennsylvania, U.S.A. 19107 [215-574-3179]).

May 4 - 6

Radiology 89, 47th Annual Congress of the British Institute of Radiology and Annual Conference of the College of Radiographers, Eastbourne, Sussex, United Kingdom (Programme Office, The British Institute of Radiology, 36 Portland Place, London W1N 4AT, United Kingdom [01-580-4085]).

May 8 - 12

Nuclear Medicine Computer Course (Advanced), Amsterdam, Netherlands (Ms. E. Busemann-Sokole, Department of Nuclear Medicine, Amsterdam Academic Medical Center, Meibergdreef 9, 1105 AZ Amsterdam Zuidoost, The Netherlands).

May 15 - 19

Nuclear Medicine Computer Course (Standard), Amsterdam, Netherlands (Ms. E. Busemann-Sokole, Department of Nuclear Medicine, Amsterdam Academic Medical Center, Meibergdreef 9, 1105 AZ Amsterdam Zuidoost, The Netherlands).

May 30 - June 2

5th Symposium on the Medical Application of Cyclotrons, Turku, Finland (Turku Medical Cyclotron Project, Turku University, c/o SH-Building, Room B206, University Hospital, SF-20520 Turku, Finland).

June 4 - 8

American Nuclear Society Annual Meeting, Atlanta Hilton, Atlanta, Georgia, U.S.A. (Barbara Morris, American Nuclear Society, 555 North Kensington Avenue, LaGrange Park, Illinois, U.S.A. 60525 [312-352-6611]).

June 4 - 9

4th International Symposium, Society for Radiation Protection, Malvern, England, (Dr. P. Schwemlein, SRP Symposium, c/o CEGB, Courtenay House, 18 Warwick Lane, London, EC4P 4EB, England).

June 11 - 16

9th International Symposium on the Packaging and Transportation of Radioactive Materials (PATRAM 89), Washington, DC, U.S.A. (Mr. Lawrence H. Harmon, Director, Transportation Management Division, Office of Defense Waste and Transportation Management, Department of Energy, Washington, DC, U.S.A. 20545).

June 14 - 16

International Microwave Symposium and Workshops Sponsored by Microwave Theory and Techniques Society, Institute of Electrical and Electronics Engineers, Long Beach, California, U.S.A. (Mr. C.W. Swift, C.W. Swift and Associates, 15216 Burbank Boulevard, Van Nuys, California, U.S.A. 91411).

June 18 - 22

Joint Meeting of the Canadian Association of Physicists with the Canadian Association of Radiologists and Radiation Oncologists, Montreal, Quebec, Canada (Sherry Connors, Department of Medical Physics, Cross Cancer Institute, 11560 University Avenue, Edmonton, AB T6G 1Z2 Canada).

June 25 - 29

Health Physics Society, 34th Annual Meeting, Albuquerque, New Mexico, U.S.A. (Mr. R.J. Burk, Health Physics Society, 8000 Westpark Drive, Suite 400, McLean, Virginia, U.S.A. 22101 [703-790-1745]).

June 29 - 30

ESTRO Teaching Course, Computers in Radiotherapy: Selection of Equipment and Quality Control, Paris, France (ESTRO Secretariat, Department of Radiotherapy, University Hospital St. Rafael, Capucijnenvoer 35, 3000 Leuven, Belgium).

July 1 - 4

International Congress of Radiation Oncology, Paris, France (American Society for Therapeutic Radiology and Oncology, 1101 Market Street - 14th Floor, Philadelphia, Pennsylvania, U.S.A. 19107-2990 [215-574-3180]).

July 3 - 7

9th World Congress of the International Society of Radiographers and Radiological Technicians, Paris, France (Ms. V. Crown, 38 High Ashton, Kingston Hill, Kingston, Surrey KT2 7QL, United Kingdom).

July 5 - 6

Joint Meeting of the French Society of Hospital Physicists with ICR 89, Lyon, France (Irene Sentenac, CH Lyon Sud. J. Courmont, 69130 Pierre Benite, France [7850 75 15]).

July 16 - 21

AAPM Summer School: "Physics of Nuclear Medicine", Birmingham, Alabama, U.S.A. (AAPM Executive Officer, 335 East 45th Street, New York, New York, U.S.A. 10017).

July 23 - 27

American Association of Physicists in Medicine, 31st Annual Meeting, Radisson Hotel, Memphis, Tennessee, U.S.A. (AAPM Executive Officer, 335 East 45th Street, New York, New York, U.S.A. 10017).

August 28 - 31

Annual Conference, Australasian College of Physical Scientists in Medicine, "Engineering and the Physical Sciences in Medicine", Hamilton, New Zealand (Dr. W.H. Round, ACPSM (NZ Branch) c/o Physics Department, University of Waikato, Private Bag, Hamilton, New Zealand).

September 3 - 7

8th Annual Meeting, European Society for Therapeutic Radiology and Oncology, London, England (ESTRO Secretariat, University Hospital St. Rafael, Department of Radiotherapy, Capucijnenvoer 35, B-3000 Leuven, Belgium).

September 11 - 15

Nuclear Medicine Computer Course (Standard), Victoria Hospital, London, Ontario, Canada (Dr. T.D. Craddock, Department of Nuclear Medicine, Victoria Hospital, 375 South Street, London, Ontario N6A 4G5 Canada).

September 18 - 22

Nuclear Medicine Computer Course (Advanced), Victoria Hospital, London, Ontario, Canada (Dr. T.D. Craddock, Department of Nuclear Medicine, Victoria Hospital, 375 South Street, London, Ontario N6A 4G5 Canada).

October 1 - 6

American Society for Therapeutic Radiology and Oncology, San Francisco, California, U.S.A. (American Society for Therapeutic Radiology and Oncology, 1101 Market Street-14th Floor, Philadelphia, Pennsylvania, U.S.A. 19107-2990 [215-574-3180]).

October 3 - 6

Annual Meeting, American Institute of Ultrasound in Medicine, San Francisco, California, U.S.A. (AIUM Convention Department, 4405 East-West Highway, Suite 504, Bethesda, Maryland, U.S.A. 20814).

November 5 - 8

13th Symposium on Computer Applications in Medical Care, Sheraton Washington Hotel, Washington, DC, U.S.A. (The George Washington University Medical Center, Office of Continuing Education, 2300 K Street, N.W., Washington, DC, U.S.A. 20037).

November 6 - 10

Nuclear Medicine Computer Course (Standard), Victoria Hospital, London, Ontario, Canada (Dr. T.D. Craddock, Department of Nuclear Medicine, Victoria Hospital, 375 South Street, London, Ontario N6A 4G5 Canada).

November 25 - December 2

Joint Meeting of AAPM with the Radiological Society of North America, Chicago, Illinois, U.S.A. (AAPM Executive Officer, 335 East 45th Street, New York, New York, U.S.A. 10017 [212-661-9404]).

November 26 - December 1

American Nuclear Society Winter Meeting, San Francisco Hilton, San Francisco, California, U.S.A. (Barbara Morris, American Nuclear Society, 555 North Kensington Avenue, LaGrange Park, Illinois, U.S.A. 60525 [312-352-6611]).

1990

February 4 - 8

Health Physics Society 23rd Midyear Topical Meeting, "Risk", Atlantic City, New Jersey, U.S.A. (Eva Celinski, Schering Laboratories, 60 Orange Street, Bloomfield, New Jersey, U.S.A. 07003 [201-429-4270]).

April 6 - 8

10th Annual Meeting, North American Hyperthermia Group, New Orleans, Louisiana, U.S.A. (Ms. Meg Keiser, 1101 Market Street, 14th Floor, Philadelphia, Pennsylvania, U.S.A. 19107 [215-574-3153]).

April 7 12

38th Annual Meeting, Radiation Research Society, New Orleans, Louisiana, U.S.A. (Meg Keiser, Radiation Research Society, 1101 Market Street, 14th Floor, Philadelphia, Pennsylvania, U.S.A. 19107 [215-574-3153]).

June 7 - 9

French Society of Hospital Physicists, Lille, France (tentative).

June 11 - 16

Radiology 90, 48th Annual Congress of the British Institute of Radiology and Annual Conference of the College of Radiographers, Harrogate, Yorkshire, United Kingdom (Programme Office, The British Institute of Radiology, 36 Portland Place, London W1N 4AT, United Kingdom [01-580-4085]).

August 5 - 9

American Association of Physicists in Medicine, 32nd Annual Meeting, St. Louis, Missouri, U.S.A. (AAPM Executive Officer, 335 East 45th Street, N.W., New York, New York, U.S.A. 10017).

November 4 - 7

14th Symposium on Computer Applications in Medical Care, Sheraton Washington Hotel, Washington, DC., U.S.A. (The George Washington University Medical Center, Office of Continuing Education, 2300 K Street, N.W., Washington, DC., U.S.A. 20037).

November 25 - 30

Joint Meeting of AAPM with the Radiological Society of North America, Chicago, Illinois, U.S.A. (AAPM Executive Officer, 335 East 45th Street, New York, New York, U.S.A. 10017 [212-661-9404]).

1991

July 7 - 12

9th International Congress of Radiation Research, Sheraton Center, Toronto, Ontario, Canada (Meg Keiser, 1101 Market Street, 14th Floor, Philadelphia Pennsylvania, U.S.A. 19107 [215-574-3153]).

July 28 - August 1

American Association of Physicists in Medicine, 33rd Annual Meeting, San Francisco, California, U.S.A. (AAPM Executive Officer, 335 East 45th Street, New York, New York, U.S.A. 10017).

August

19th Meeting of the International Organization for Medical Physics, Kyoto, Japan (Dr. L.H. Lanzl, President, IOMP, Department of Medical Physics, Rush-Presbyterian St. Luke's Medical Center, 1753 West Congress Parkway, Chicago, Illinois, U.S.A. 60612).

November 17 - 20

15th Symposium on Computer Applications in Medical Care, Sheraton Washington Hotel, Washington, DC., U.S.A. (The George Washington University Medical Center, Office of Continuing Education, 2300 K Street, N.W., Washington, DC., U.S.A. 20037).

November 17 - 22

Joint Meeting of AAPM with the Radiological Society of North America, Chicago, Illinois, U.S.A. (AAPM Executive Officer, 335 East 45th Street, New York, New York, U.S.A. 10017 [212-661-9404]).

1992

August

6th International Symposium on Hyperthermic Oncology, Tucson, Arizona, U.S.A. (Meg Keiser, Radiation Research Society, 1101 Market Street, 14th Floor, Philadelphia, Pennsylvania, U.S.A. 19107 [215-574-3153]).

August 23 - 27

Joint Meeting of American Association of Physicists in Medicine, 34th Annual Meeting with the Division of Medical and Biological Physics of the Canadian Association of Physicists, Calgary, Alberta, Canada (AAPM Executive Officer, 335 East 45th Street, New York, New York, U.S.A. 10017).

November 29 - December 4

Joint Meeting of AAPM with the Radiological Society of North America, Chicago, Illinois, U.S.A. (AAPM Executive Officer, 335 East 45th Street, New York, New York, U.S.A. 10017 [212-661-9404]).

1993

August 1 - 5

American Association of Physicists in Medicine Annual Meeting, Washington, D.C., U.S.A. (AAPM Executive Officer, 335 East 45th Street, New York, New York, U.S.A. 10017 [212-661-9404]).

1994

July 23 - 28

American Association of Physicists in Medicine Annual Meeting, Anaheim, California, U.S.A. (AAPM Executive Officer, 335 East 45th Street, New York, New York, U.S.A. 10017 [212-661-9404]).

Readers are invited to send to the *Calendar of Events* Editor, Geoffrey Ibbott (address on p. 2), information on any events not listed in this issue of *MPW* and also additions or corrections to the items that are listed. Officers of national societies are especially encouraged to submit information on their future national meetings.

Curso Practico de Dosimetria Fisica en Radioterapia

A radiotherapy dosimetry course is being held in Spanish immediately preceding the World Congress on Medical Physics and Bioengineering in San Antonio. It has only been possible to hold this course as a result of cooperation between several national and international bodies and commercial firms involved in radiotherapy. Their contributions have enabled many medical physicists from Latin America to attend who would not otherwise be able to do so.

The Course has been organized and sponsored by: American Association of Physicists in Medicine; Asociacion Latino-Americana de Fisica Medica; International Organization for Medical Physics; Sociedad Espanola de Fisica Medica.

Co-sponsors are: American Medical Association; Cancer Therapy and Research Center, San Antonio; International Atomic Energy Agency, Vienna; Pan American Health Organization, Washington D.C.; Radiological Physics Center, Houston; National Cancer Institute.

The following firms, organizations and individuals have contributed to the course funding: AAPM chapters New England, North Central and San Francisco Bay Area; the IOMP Corporate members; Gammex, Inc.; Huestis Machine Corporation; Neutron Products, Inc.; Philips Medical Systems;

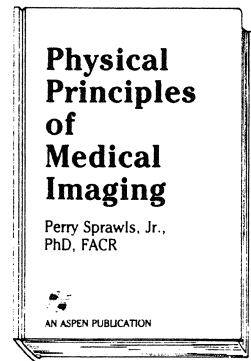
Siemens Medical Systems, Inc.; Radiation Measurements, Inc.; Varian Associates; West Coast Cancer Foundation; P. Bloch, R. Curley, J. Galvin, R. Smith, A. Smith, M. Sontag, P. Stafford, R.L. Tanner and M. Tanner; and the course is also supported by the American Society for Therapeutic Radiology and Oncology and the Circulo de Radioterapeutas Ibero Latino-americanos.

The course covers dosimetry concepts and protocols for x rays, cobalt-60, high energy x rays and electrons, and brachytherapy.

We hope to include a report of the Course in our next issue. We also hope that in future issues we will be able to report many more cooperative ventures of this nature.

Cari Borrás, AAPM
Victor-Manuel Tovar, ALFM
Brian Stedeford, IOMP
Ma. Cruz Lizuain, SEFM

New From Aspen...



Physical Principles of Medical Imaging
by Perry Sprawls, Jr., PhD, FACR

A comprehensive resource covering every medical imaging method now in use: Radiology • Fluoroscopy • Computed Tomography • Ultrasound • Nuclear Medicine • Magnetic Resonance Imaging

Easy-to-read style, well organized and easy to refer to on a daily basis. Illustrations are plentiful. You get basic principles and their applications to each distinct modality.

Contents:

Image Characteristics and Quality	Radiographic Detail
Energy and Radiation	Fluoroscopic Imaging Systems
Radiation Quantities and Units	Image Noise
Characteristics and Structure of Matter	Digital Imaging Systems and Image Processing
Radioactive Transitions	Computed Tomography Image Formation
Radioactivity	Computed Tomography Image Quality
X-Ray Production	Ultrasound Production and Interactions
Energizing and Controlling the X-Ray Tube	Ultrasound Imaging
X-Ray Tube Heating and Cooling	Nuclear Magnetic Resonance Imaging
Interaction of Radiation with Matter	Nuclear Magnetic Resonance Image Characteristics
Radiation Penetration	The Gamma Camera
X-Ray Image Formation and Contrast	Radionuclide Image Quality Statistics
Scattered Radiation and Contrast	Patient Exposure and Protection
Radiographic Receptors	Personnel Exposure and Protection
The Photographic Process and Film Sensitivity	Radiation Measurement Index
Film Contrast Characteristics	
Radiographic Density Control	
Blur, Resolution, and Visibility of Detail	

June 1987, 545 pages, 374 illustrations, ISBN: 0-87189-644-3, \$48.00

To order your copy call toll free 1-800-638-8437 1-301-251-5233 in MD



Aspen Publishers, Inc., Clinical Medicine - 4A,
1600 Research Boulevard,
Rockville, MD 20850

All orders on 30-day approval.

Commitment

World-Class Technology You Can Count On.

At AECL Medical, you get the benefit of a 35-year tradition of excellence in teletherapy units, sources and planning systems. We are a world leader in radiotherapy equipment with the largest installed base in the industry. Our products are exceptional and the result of a strong tradition of innovative research and product development along with production engineering of the highest quality.

What's more, AECL Medical's service organization is dedicated to keeping all our equipment at full operational capacity. Five fully equipped service centres along with experienced agents provide an established network of more than 125 factory trained specialists on five continents. That's the kind of commitment we make to every one of our customers.

AECL MEDICAL

413 March Road PO Box 13140
Kanata Ontario Canada K2K 2B7
Telephone (613) 591-2100
Fax (613) 592-3816
Telex 053-4416

World Hospital Directory
St. Lukes Hospital


1. THERATRON 780-C
Inst. June 85
CO-60 140 RMM
2. THERAPLAN 275
Inst. Sept. 81
3. THERASCAN 55
Inst. March 87
4. THERATRON 80
Inst. May 72
5. TRIM #49
Inst. Aug. 79
Update Dec. 84





AUTO GO-TO...SIMULATOR VALUE WITH AN EXTRA TOUCH.

Varian Ximatron's AUTO Go-To mode . . . you simply touch a single control, on the hand pendant or at the control console, to quickly and precisely move a simulation setup parameter to your pre-entered value. And with the patient AUTO Load/Unload mode and the new automatic tangential breast setup (TBS) mode, you have convenience features that save time and effort. Combine these advantages with the industry's most demanding mechanical specifications and Ximatron's Exact Simulation,TM and you minimize the occurrence of costly resimulations. The result is clinical precision and convenience that save you time and money. Now, that's simulator value with an extra touch.




The remote console's interactive color graphics and computer-based controls are a powerful operator interface to the Ximatron simulator.

AUSTRALIA Suite 6, 81 Frenchs Forest Road East, Frenchs Forest, N.S.W. 2086. Tel: 451-9133 **BRAZIL** Avenida Dr. Cardoso de Melo 1644 CEP 04548, São Paulo SP Tel: 533-0444 **DENMARK** Lyskaer 9, DK-2730, Herlev Tel: (02) 84 61 66 **GERMANY** Alsfelderstrasse 6 Postfach 11-11-54, D-6100 Darmstadt Tel: 0615/7031 **HONG KONG** Mandarin Plaza, Room 1018 Tower A, TST East, Kowloon Tel: 3-7242836 **MEXICO** Francisco Petrarca 326 Mexico 5, D.F. Tel: 531-3170 **SWITZERLAND** Steinhäuserstrasse, CH-6300 Zug Tel: (042) 44-88-44 **UNITED KINGDOM** Gatwick Road, Crawley Sussex RH10 2 RG Tel: 293/31244 **USA** 611 Hansen Way **Palo Alto, CA** 94303 Tel: 415-424-6200 • 120 Interstate No. Pkwy, E. Suite 400, **Atlanta, GA** 30339 Tel: 404-955-1367 • 200 E. Howard Street, Suite 202, **Des Plaines, IL** 60018 Tel: 312-296-5533



ARE YOU PROVIDING THE MOST EFFECTIVE MISSING TISSUE COMPENSATING AND SHIELDING POSSIBLE TO PATIENTS FACED WITH RADIATION TREATMENT?



If this has been a problem for your organization you will appreciate the following news.

PAR SCIENTIFIC offers a comprehensive solution for compensating for missing tissue and shielding. In one integrated system we begin with accurate 3-dimensional contouring of the patient and finish with custom-cutting compensators and filters ready for use in the accelerator room. Completion is within few minutes.

The system is a sophisticated light-based digital topographic system mountable on any simulator gantry and an automatic compensator and shield cutting machine. An IBM-PC, AT3 and a powerful software package control and integrate all the components, including a link to your planning computer and existing CT-based contour information.

Would you allow us to present our technology to you and help to enhance the safety and precision of your treatment?

PAR SCIENTIFIC ^A/_S

Byghøjvej 25 · 5250 Odense SV · Denmark
 Tel. +45 9 96 32 96
 Telefax +45 9 96 22 77
 Telex 59 977 parco dk

Announcements

International Collaboration Workshop

The International Collaboration Workshop (see **Medical Physics World**, Vol. 3, No. 2, Pg. 10) to be conducted during the International Congress in San Antonio will be held on Tuesday, August 9 from 5:30 to 7:00 p.m. in Salon C, San Antonio Marriott Hotel (IOMP Headquarters). Several formal presentations will be made by IOMP and member nation representatives and these will be followed by informal discussions from the floor.

The intent of this Workshop is to seek ways to promote collaboration between IOMP member societies such as exchange of publications, technology transfer, regional conferences, visiting professorships, etc. Anyone wishing to make a short presentation at this Workshop should contact Secretary-General Brian Stedeford or write to me directly (addresses on p. 2 of MPW).

Colin G. Orton, Ph.D., Workshop Chairman

IOMP Corporate Members

The following corporations have renewed their Corporate Memberships in the IOMP for 1988:

- | | |
|---|---|
| Capintec Inc.
Ramsey, NJ, USA | Physics Associates, Ltd.
Milwaukee, WI, USA |
| Gammex, Inc.
Milwaukee, WI, USA | PTW - Freiburg
Freiburg, FRG |
| Gammex - RMI, Ltd.
Nottingham, England | Radiation Measurements, Inc.
Middleton, WI, USA |
| Nucletron Trading BV
Leersum, The Netherlands | Victoreen, Inc.
Cleveland, OH, USA |
| Nuson A/S
Hvidovre, Denmark | Wisconsin Inovarium
Milwaukee, WI, USA |

Funding derived from these sources is allocated to the support of hospital physicists in developing countries. Corporations wishing to receive more information about Corporate Membership should contact: Brian Stedeford, Ph.D., IOMP Secretary-General, address on Page 2.

Advertising Rates

Companies interested in advertising in future issues of MPW should contact the Editor. Deadline for the next issue is November 1, 1988. Advertising rates in U.S. dollars are:

1/6 page	\$235.00	1/3 page	\$415.00
1/5 page	\$275.00	1/2 page	\$600.00
1/4 page	\$325.00	1 page	\$1,100.00

Discounts are available for advertising in successive issues. Prime positions available at premium rates. Please write for details.

Advertisers in this Issue


Nuclear Associates	1, 23
Siemens	3
Heustis	5
Kodak	7
Cis-us, Inc.	9
Victoreen, Inc.	11
Gammex, Inc.	12
Nucletron	13
Aspen	19
AECL Medical	20
Varian	21
Par Scientific	22
RMI	24

**AT
LAST!**

An Isotope Calibrator Designed for Brachytherapy

It's Accurate...
It's Reliable...
It's Economical

- Digital electrometer with well-type ionization chamber.
- Can be calibrated for 6 isotopes: ^{137}Cs , ^{125}I , ^{192}Ir , ^{198}Au , ^{226}Ra , and one user-selected position.
- Repeatable to within $\pm 2\%$ or $.01\text{mCi}$, whichever is greater.



For more details on the Brachytherapy Calibrator, request Bulletin 397-33.


NUCLEAR ASSOCIATES



A Division of VICTOREEN, INC.
100 VOICE ROAD
CARLE PLACE, NY 11514-1593
(516) 741-6360

Your Radiation Therapy Department
Deserves Its OWN Isotope Calibrator!

Choose the only meter that meets today's QA needs: RMI's Model 240



RMI's hand-held remote control adds to the convenience by controlling all Model 240 functions from outside the x-ray room.

RMI's Model 240 tests:

- kVp
- Time
- mA Linearity
- Relative Exposure

That's four QC functions with each exposure . . . and reset is automatic. The hand-held remote control adds to the convenience by controlling all Model 240 functions outside the x-ray room.

Our new meter gives you all these functions in one convenient and versatile instrument with 0.5% reproducibility. It saves money as well — you can buy just one instrument instead of individual components. Here is what the Model 240 offers:

The kVp measurement provides fast, accurate, and highly reproducible kVp measurements for both radi-

ographic and fluoro modes. It offers a wide kV and mA range with direct digital readout. You can detect small changes quickly — before they lead to serious problems in image quality. The meter component is non-invasive, rugged, and orientation-independent.

For Time measurement, the Model 240 measures individual pulses for single phase machines, and covers a range of 0.1 to 1999.9 msec for three phase machines. Its resolution is: 0.1 ms (0-1999.9 msec), 1 pulse (0-19999 pulses). Its accuracy is ± 1 msec or 0.5% and ± 1 pulse.

The Relative Exposure function provides a relative measure of "film exposure," defined as the amount of radiation a film would receive. This tests the output consistency of your x-ray tube for quality assurance purposes.

The mA Linearity test: The linearity of mA stations is tested by measuring the output of different mA stations at a set kVp and time.

Every Model 240 is calibrated at the University of Wisconsin Radiation Calibration Service, (an NBS traceable calibration lab).

For more information about the unique Model 240 — the only instrument that combines all four functions and is remotely controlled — write or call us toll-free at 1-800-443-5852.

RMI

Radiation Measurements, Inc., Box 327
Middleton, WI 53562-0327
1-800-443-5852
In Wisconsin: (608) 831-1188
TLX: 510-601-9035
FAX: (608) 836-9201